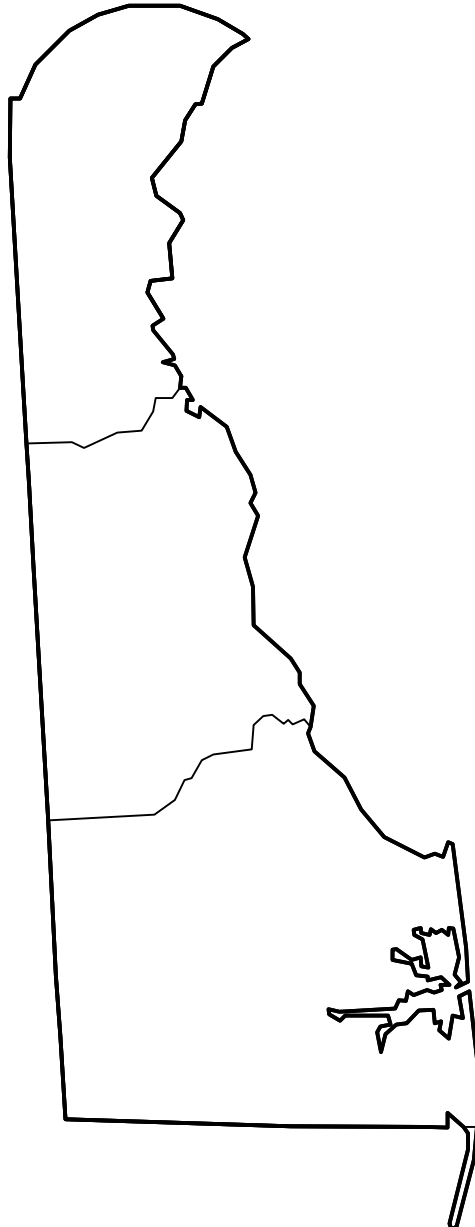


U.S. Drought Monitor

Delaware





June 30, 2015
 (Released Thursday, Jul. 2, 2015)
 Valid 8 a.m. EDT

Drought Conditions (Percent Area)

	None	D0-D4	D1-D4	D2-D4	D3-D4	D4
Current	100.00	0.00	0.00	0.00	0.00	0.00
Last Week <i>06-25-2015</i>	100.00	0.00	0.00	0.00	0.00	0.00
3 Months Ago <i>04-02-2015</i>	100.00	0.00	0.00	0.00	0.00	0.00
Start of Calendar Year <i>12-31-2014</i>	100.00	0.00	0.00	0.00	0.00	0.00
Start of Water Year <i>10-02-2014</i>	100.00	0.00	0.00	0.00	0.00	0.00
One Year Ago <i>07-03-2014</i>	95.28	4.72	0.00	0.00	0.00	0.00

Intensity:

 None	 D2 Severe Drought
 D0 Abnormally Dry	 D3 Extreme Drought
 D1 Moderate Drought	 D4 Exceptional Drought

The Drought Monitor focuses on broad-scale conditions. Local conditions may vary. For more information on the Drought Monitor, go to <https://droughtmonitor.unl.edu/About.aspx>

Author:

Brian Fuchs
 National Drought Mitigation Center



droughtmonitor.unl.edu