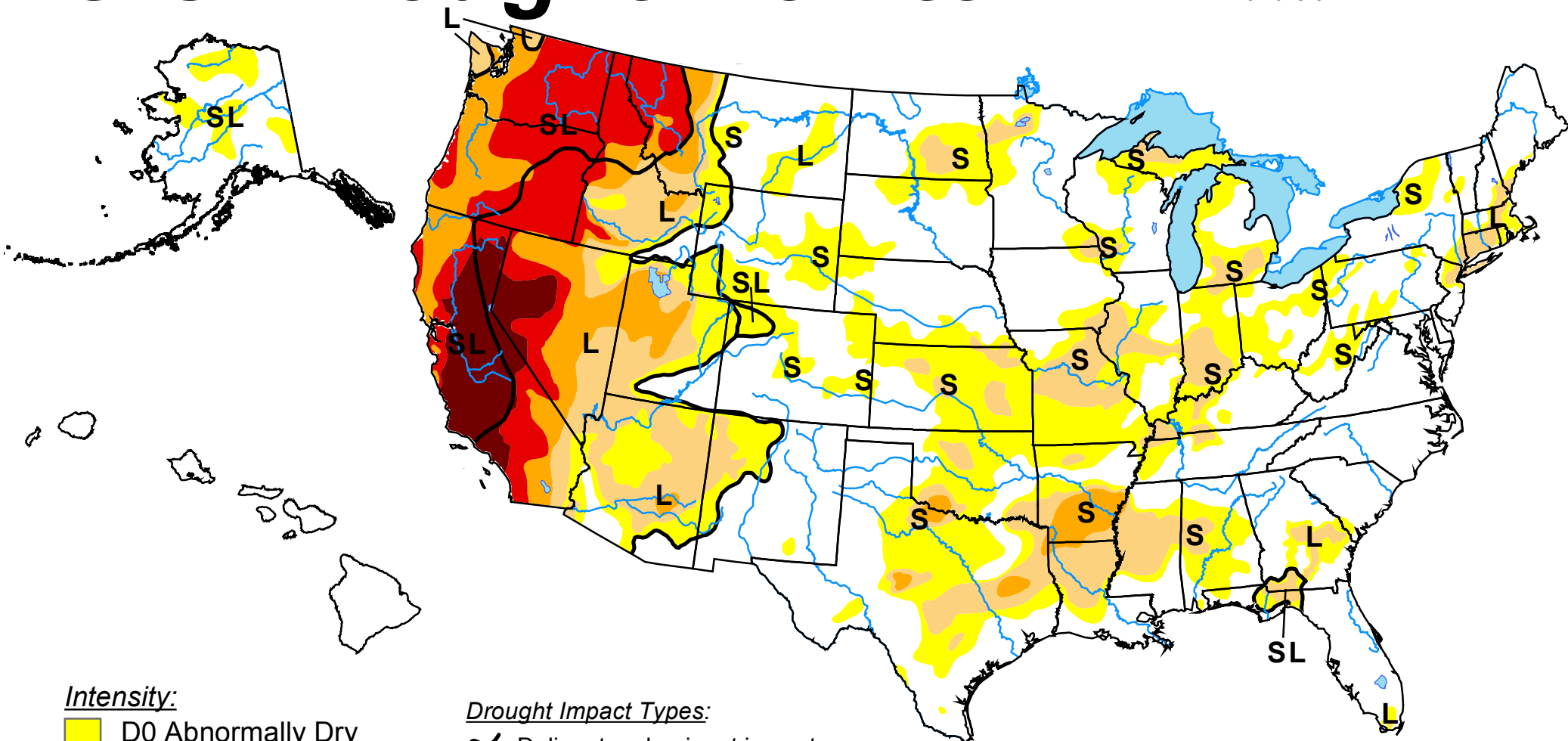







U.S. Drought Monitor

October 27, 2015


Valid 8 a.m. EDT



Intensity:


-  D0 Abnormally Dry
-  D1 Drought - Moderate
-  D2 Drought - Severe
-  D3 Drought - Extreme
-  D4 Drought - Exceptional

Drought Impact Types:

-  Delineates dominant impacts
- S = Short-Term, typically <6 months
(e.g. agriculture, grasslands)
- L = Long-Term, typically >6 months
(e.g. hydrology, ecology)

*The Drought Monitor focuses on broad-scale conditions.
Local conditions may vary. See accompanying text summary
for forecast statements.*

<http://droughtmonitor.unl.edu/>



Released Thursday, Oct. 29, 2015
Author: Brad Rippey, U.S. Department of Agriculture