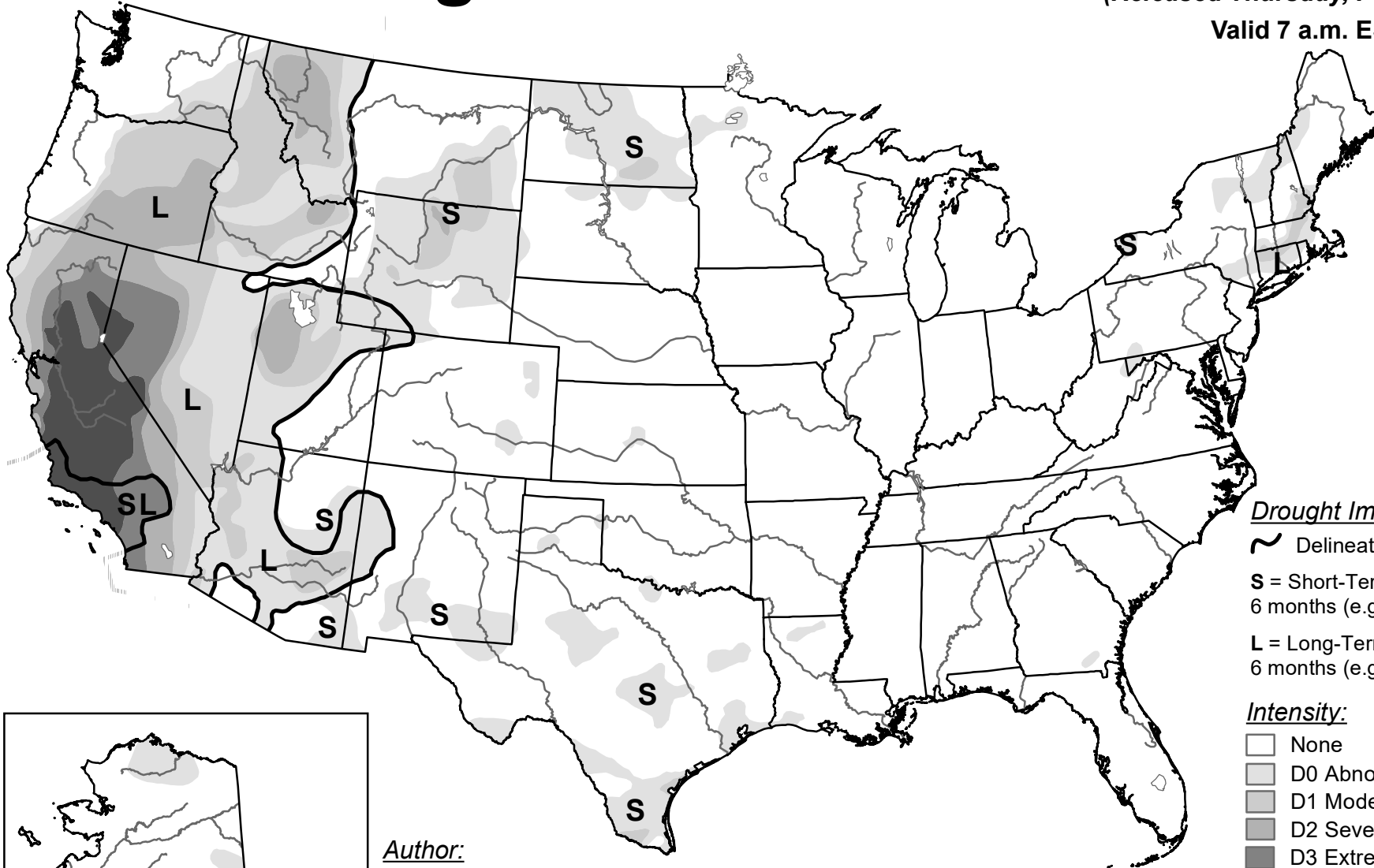


# U.S. Drought Monitor

February 23, 2016

(Released Thursday, Feb. 25, 2016)

Valid 7 a.m. EST



## Drought Impact Types:

~ Delineates dominant impacts

**S** = Short-Term, typically less than 6 months (e.g. agriculture, grasslands)

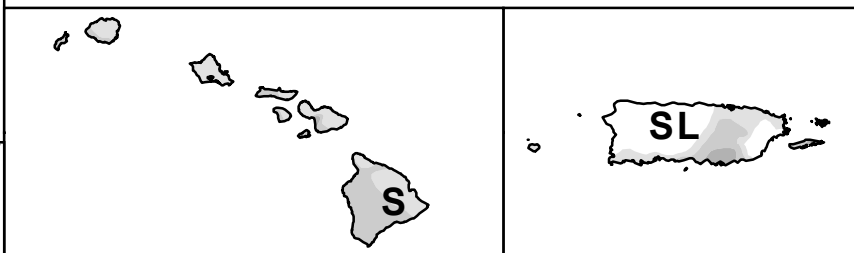
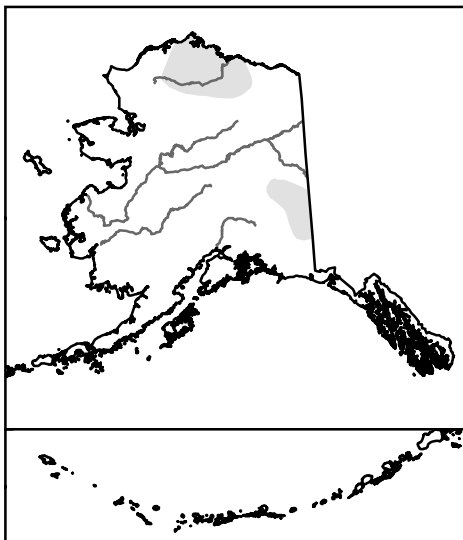
**L** = Long-Term, typically greater than 6 months (e.g. hydrology, ecology)

## Intensity:

- None
- D0 Abnormally Dry
- D1 Moderate Drought
- D2 Severe Drought
- D3 Extreme Drought
- D4 Exceptional Drought

## Author:

Eric Luebehusen  
U.S. Department of Agriculture



The Drought Monitor focuses on broad-scale conditions. Local conditions may vary. For more information on the Drought Monitor, go to <https://droughtmonitor.unl.edu/About.aspx>



[droughtmonitor.unl.edu](https://droughtmonitor.unl.edu)