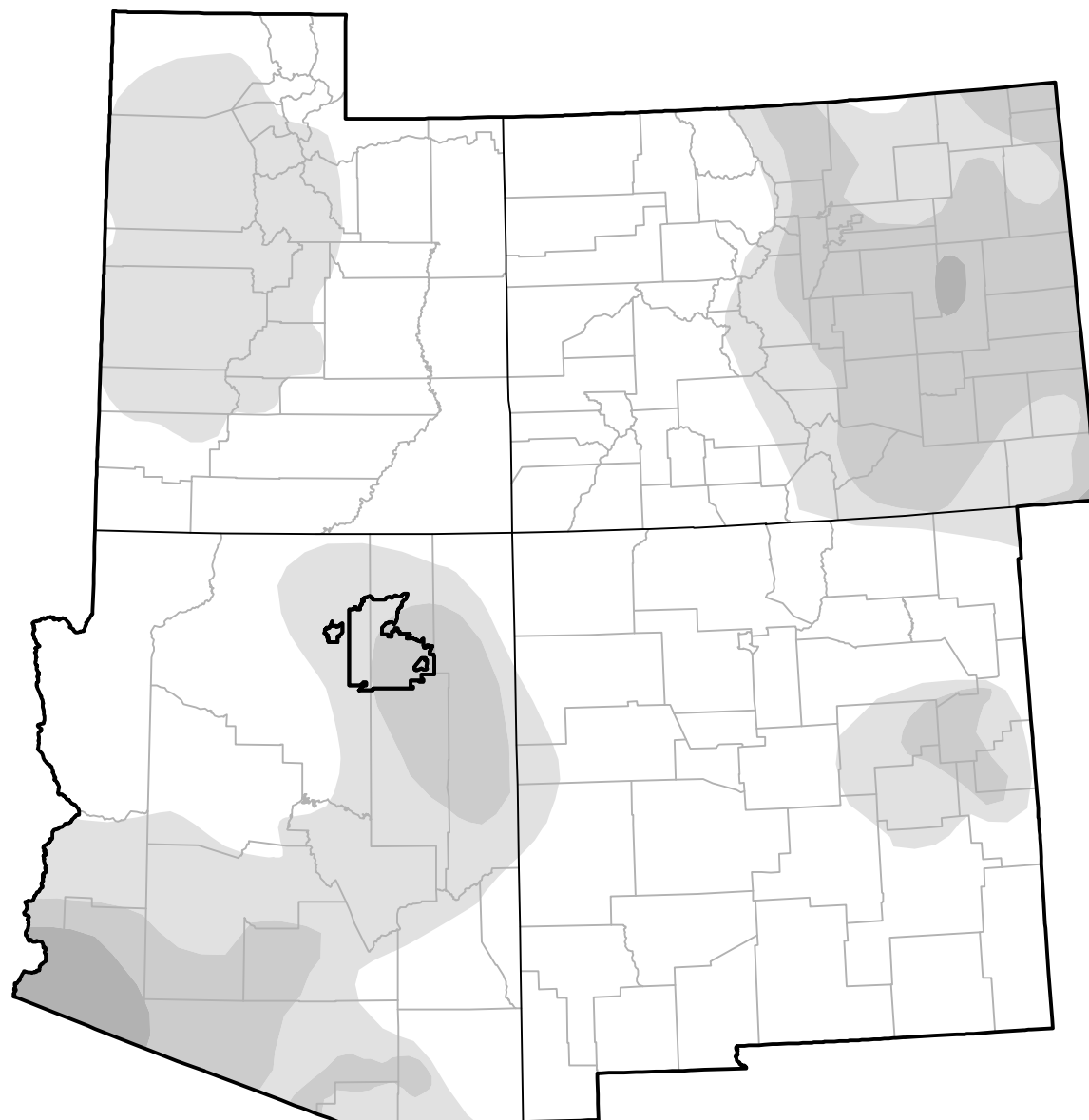








# Topi RDEWS and Surrounding Areas

(Released Thursday, Jan. 26, 2017)

Valid 7 a.m. EST



Intensity:

-  None
-  D0 Abnormally Dry
-  D1 Moderate Drought
-  D2 Severe Drought
-  D3 Extreme Drought
-  D4 Exceptional Drought

*The Drought Monitor focuses on broad-scale conditions. Local conditions may vary. For more information on the Drought Monitor, go to <https://droughtmonitor.unl.edu/About.aspx>*

Author:

Richard Tinker  
CPC/NOAA/NWS/NCEP

