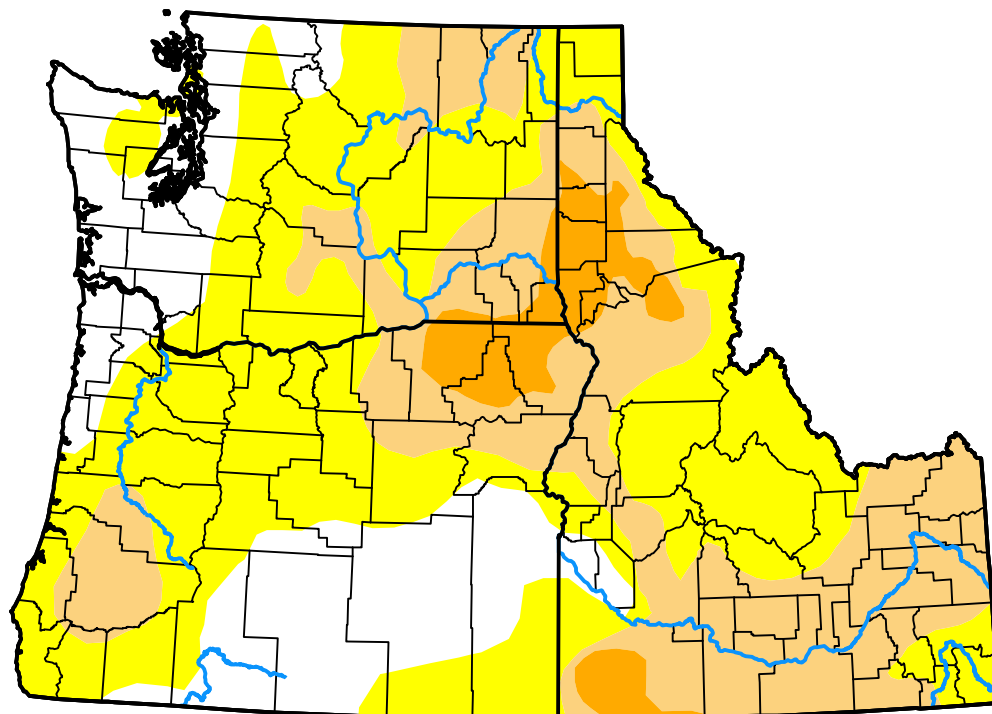


U.S. Drought Monitor USDA Northwest Climate Hub

February 10, 2026
(Released Thursday, Feb. 12, 2026)
Valid 7 a.m. EST



Drought Conditions (Percent Area)

	None	D0	D1	D2	D3	D4
Current	61.86	27.33	9.15	1.66	0.00	0.00
Last Week <i>02-03-2026</i>	63.40	26.09	8.85	1.66	0.00	0.00
3 Months Ago <i>11-11-2025</i>	76.80	4.71	10.18	6.56	1.75	0.00
Start of Calendar Year <i>01-06-2026</i>	74.91	15.97	8.16	0.96	0.00	0.00
Start of Water Year <i>09-30-2025</i>	73.98	3.25	8.56	10.63	3.17	0.42
One Year Ago <i>02-11-2025</i>	86.60	9.61	3.21	0.58	0.00	0.00

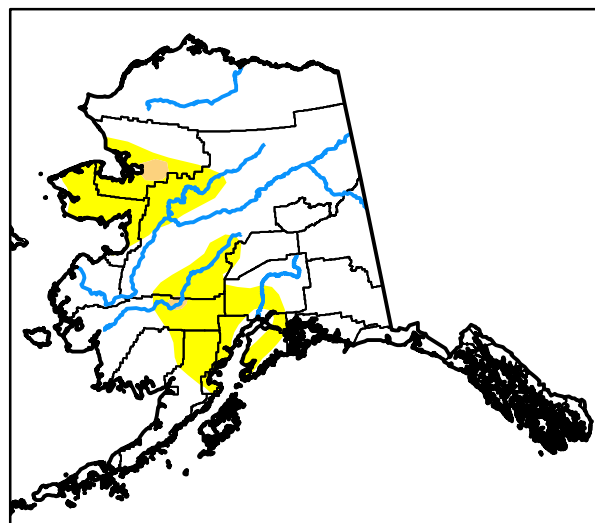

Intensity:

None	D2 Severe Drought
D0 Abnormally Dry	D3 Extreme Drought
D1 Moderate Drought	D4 Exceptional Drought

The Drought Monitor focuses on broad-scale conditions. Local conditions may vary. For more information on the Drought Monitor, go to <https://droughtmonitor.unl.edu/About.aspx>

Author:

Lindsay Johnson
National Drought Mitigation Center



droughtmonitor.unl.edu