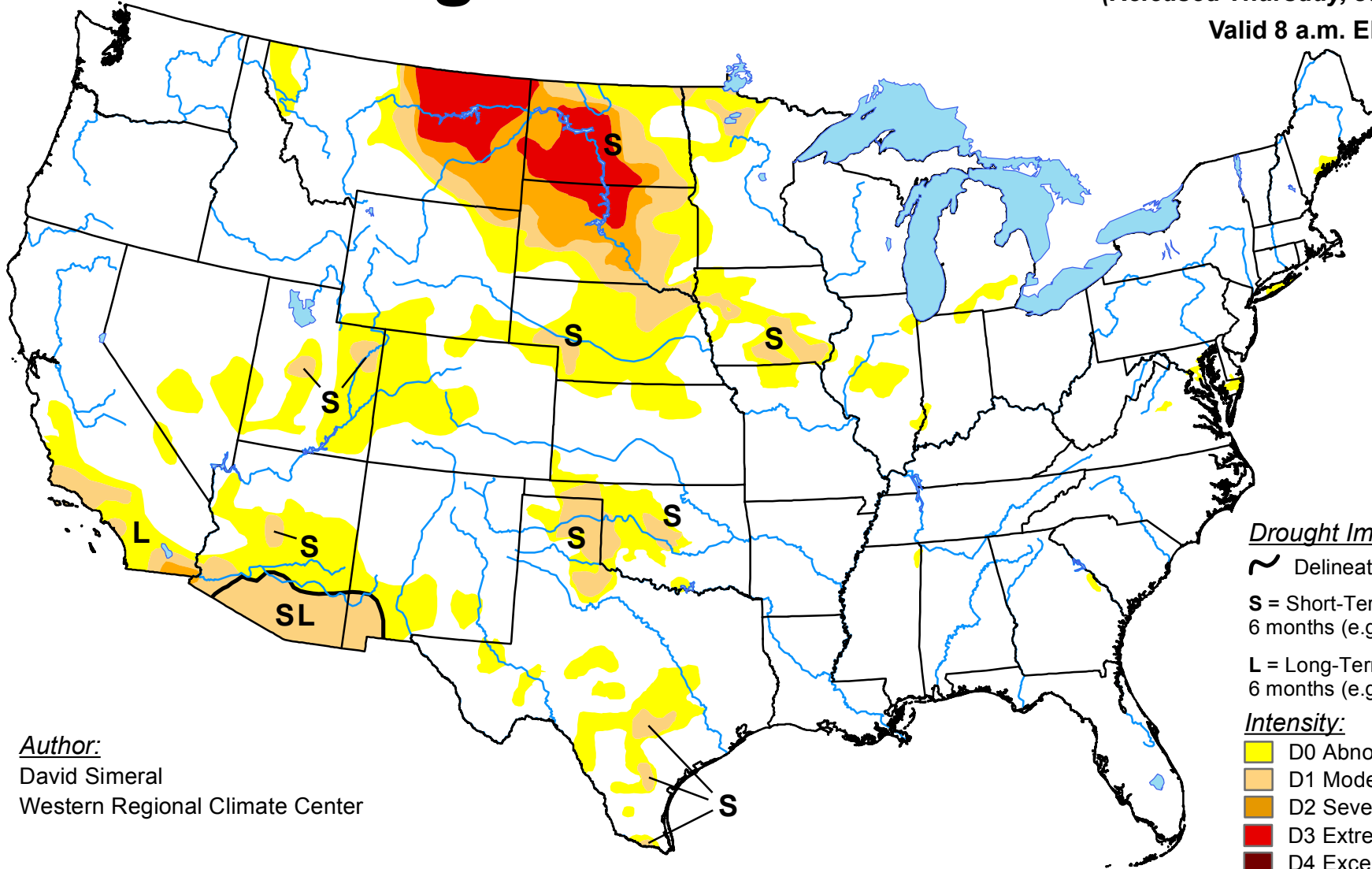


U.S. Drought Monitor

July 11, 2017

(Released Thursday, Jul. 13, 2017)

Valid 8 a.m. EDT



Author:
David Simeral
Western Regional Climate Center

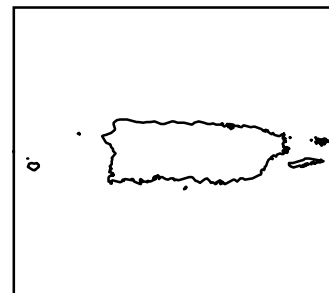
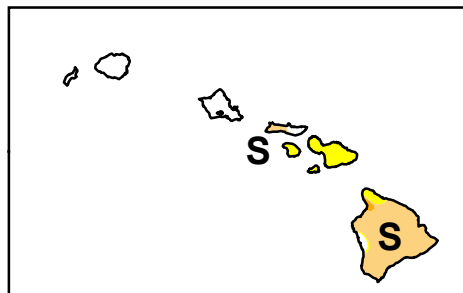
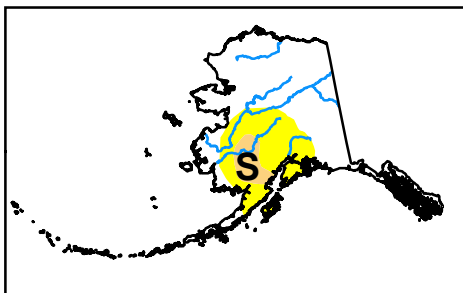
Drought Impact Types:

- ~ Delineates dominant impacts
- S = Short-Term, typically less than 6 months (e.g. agriculture, grasslands)
- L = Long-Term, typically greater than 6 months (e.g. hydrology, ecology)

Intensity:

- Yellow: D0 Abnormally Dry
- Light Orange: D1 Moderate Drought
- Dark Orange: D2 Severe Drought
- Red: D3 Extreme Drought
- Dark Red: D4 Exceptional Drought

The Drought Monitor focuses on broad-scale conditions. Local conditions may vary. See accompanying text summary for forecast statements.



<http://droughtmonitor.unl.edu/>