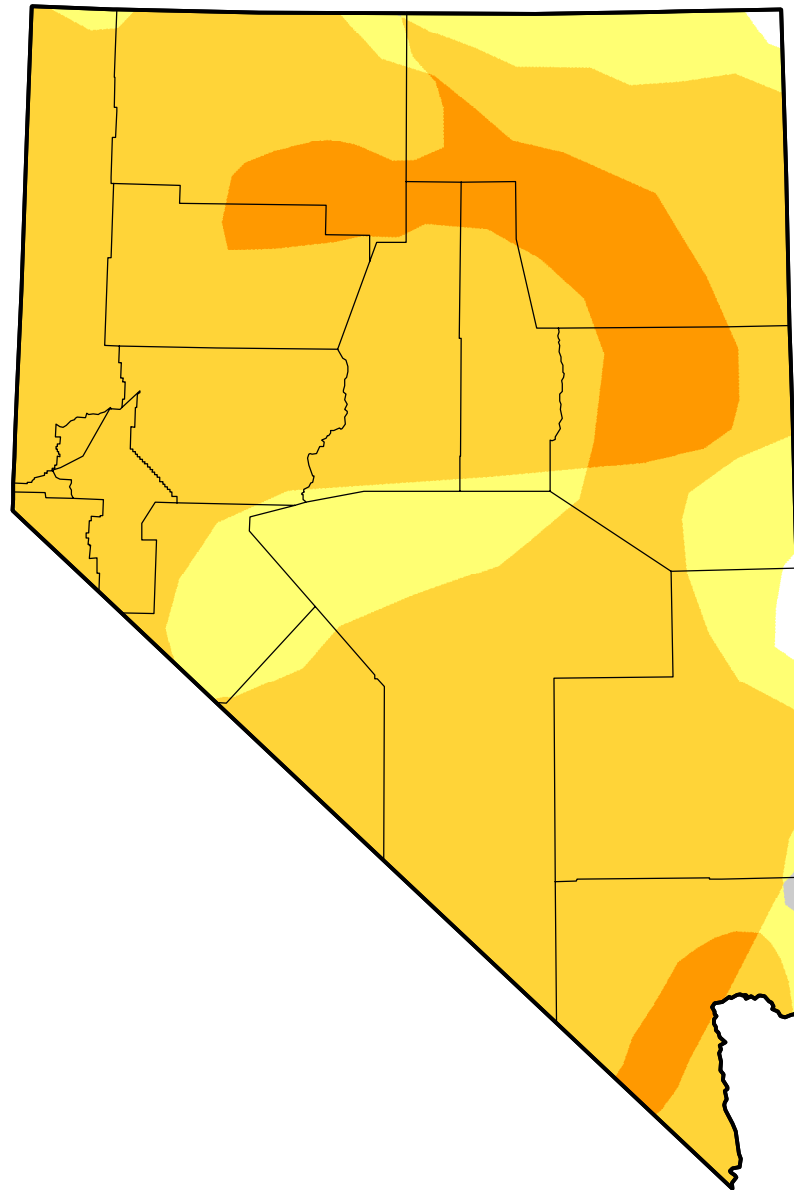


U.S. Drought Monitor Class Change - Nevada












13 Week



March 20, 2012
compared to
December 22, 2011

droughtmonitor.unl.edu



- | | |
|---------------------------------------------------------------------------------------|---------------------|
|  | 5 Class Degradation |
|  | 4 Class Degradation |
|  | 3 Class Degradation |
|  | 2 Class Degradation |
|  | 1 Class Degradation |
|  | No Change |
|  | 1 Class Improvement |
|  | 2 Class Improvement |
|  | 3 Class Improvement |
|  | 4 Class Improvement |
|  | 5 Class Improvement |