

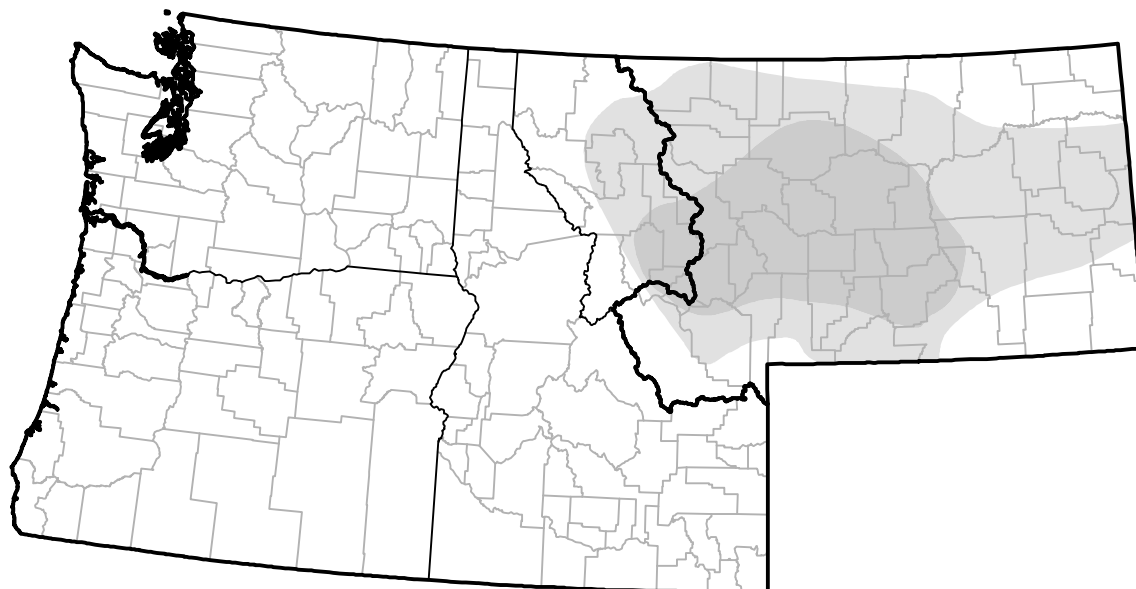
Northwest RDEWS and Surrounding Areas

(Released Thursday, Jun. 15, 2000)



10:00 a.m. EDT

Drought Conditions (Percent Area)

	None	D0-D4	D1-D4	D2-D4	D3-D4	D4
Current	75.36	24.64	9.74	0.00	0.00	0.00
Last Week <i>06-08-2000</i>	76.28	23.72	7.50	0.00	0.00	0.00
3 Months Ago <i>03-16-2000</i>	91.72	8.28	0.00	0.00	0.00	0.00
Start of Calendar Year <i>01-06-2000</i>	99.59	0.41	0.00	0.00	0.00	0.00
Start of Water Year	-	-	-	-	-	-
One Year Ago	-	-	-	-	-	-



Intensity:

 None	 D2 Severe Drought
 D0 Abnormally Dry	 D3 Extreme Drought
 D1 Moderate Drought	 D4 Exceptional Drought

The Drought Monitor focuses on broad-scale conditions. Local conditions may vary. For more information on the Drought Monitor, go to <https://droughtmonitor.unl.edu/About.aspx>

Author:

Staff None
National Drought Mitigation Center

