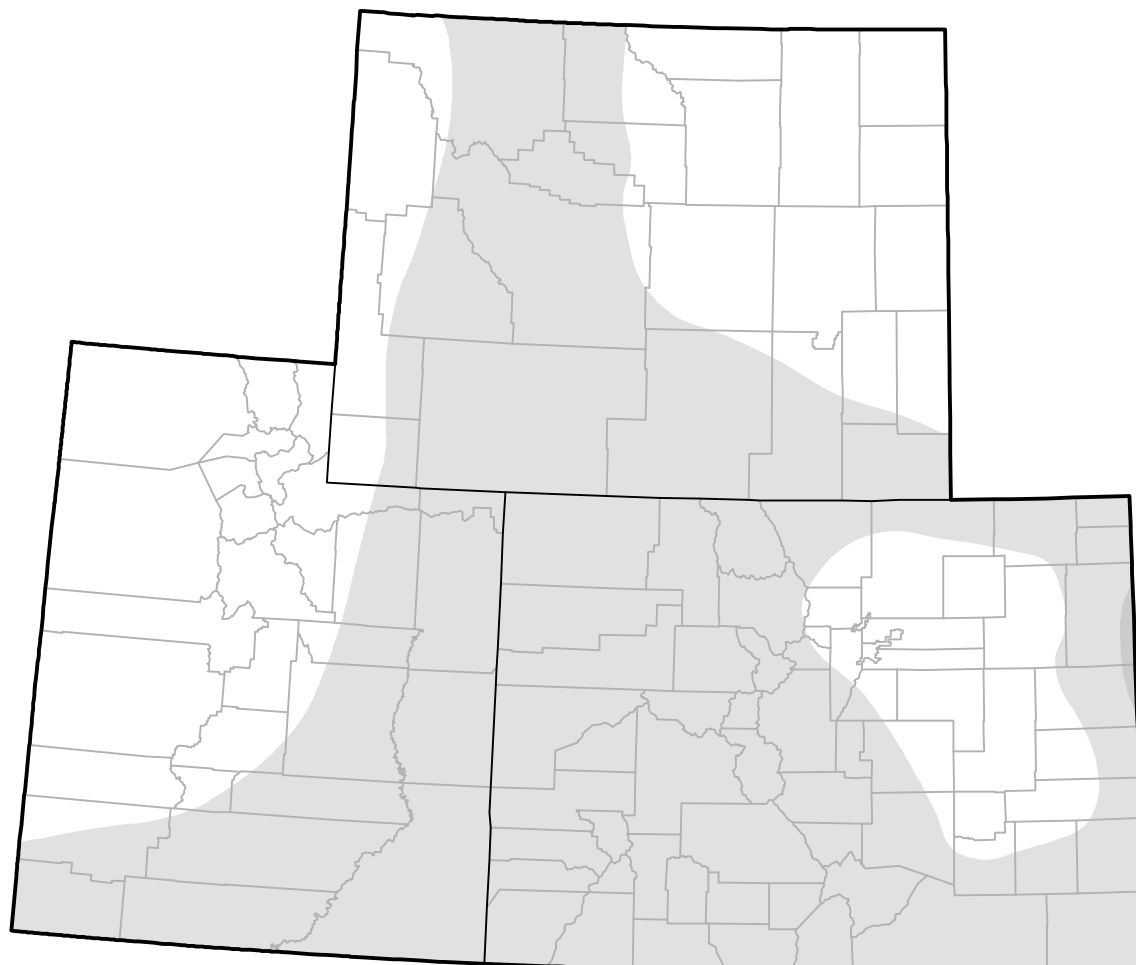





Drought Conditions (Percent Area)

	None	D0-D4	D1-D4	D2-D4	D3-D4	D4
Current	39.88	60.12	0.17	0.00	0.00	0.00
Last Week <i>06-08-2000</i>	76.19	23.81	0.00	0.00	0.00	0.00
3 Months Ago <i>03-16-2000</i>	98.75	1.25	0.00	0.00	0.00	0.00
Start of Calendar Year <i>01-06-2000</i>	98.84	1.16	0.00	0.00	0.00	0.00
Start of Water Year	-	-	-	-	-	-
One Year Ago	-	-	-	-	-	-



Intensity:

 None	 D2 Severe Drought
 D0 Abnormally Dry	 D3 Extreme Drought
 D1 Moderate Drought	 D4 Exceptional Drought

The Drought Monitor focuses on broad-scale conditions. Local conditions may vary. For more information on the Drought Monitor, go to <https://droughtmonitor.unl.edu/About.aspx>

Author:

Staff None
National Drought Mitigation Center

