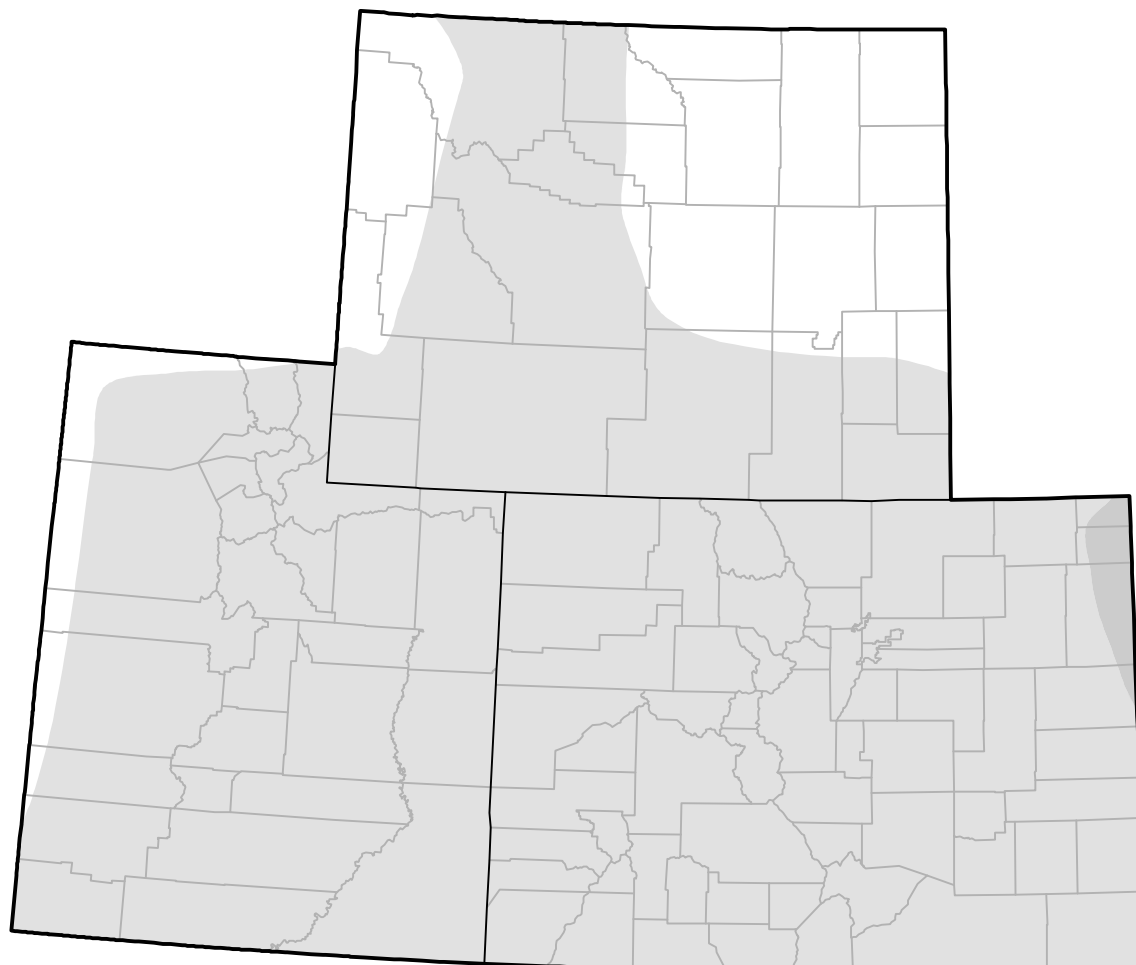




Drought Conditions (Percent Area)

	None	D0	D1	D2	D3	D4
Current	17.32	81.91	0.77	0.00	0.00	0.00
Last Week <i>06-15-2000</i>	39.88	59.96	0.17	0.00	0.00	0.00
3 Months Ago <i>03-23-2000</i>	98.93	1.07	0.00	0.00	0.00	0.00
Start of Calendar Year <i>01-06-2000</i>	98.84	1.16	0.00	0.00	0.00	0.00
Start of Water Year	-	-	-	-	-	-
One Year Ago	-	-	-	-	-	-



Intensity:

 None	 D2 Severe Drought
 D0 Abnormally Dry	 D3 Extreme Drought
 D1 Moderate Drought	 D4 Exceptional Drought

The Drought Monitor focuses on broad-scale conditions. Local conditions may vary. For more information on the Drought Monitor, go to <https://droughtmonitor.unl.edu/About.aspx>

Author:

Staff None
National Drought Mitigation Center

