

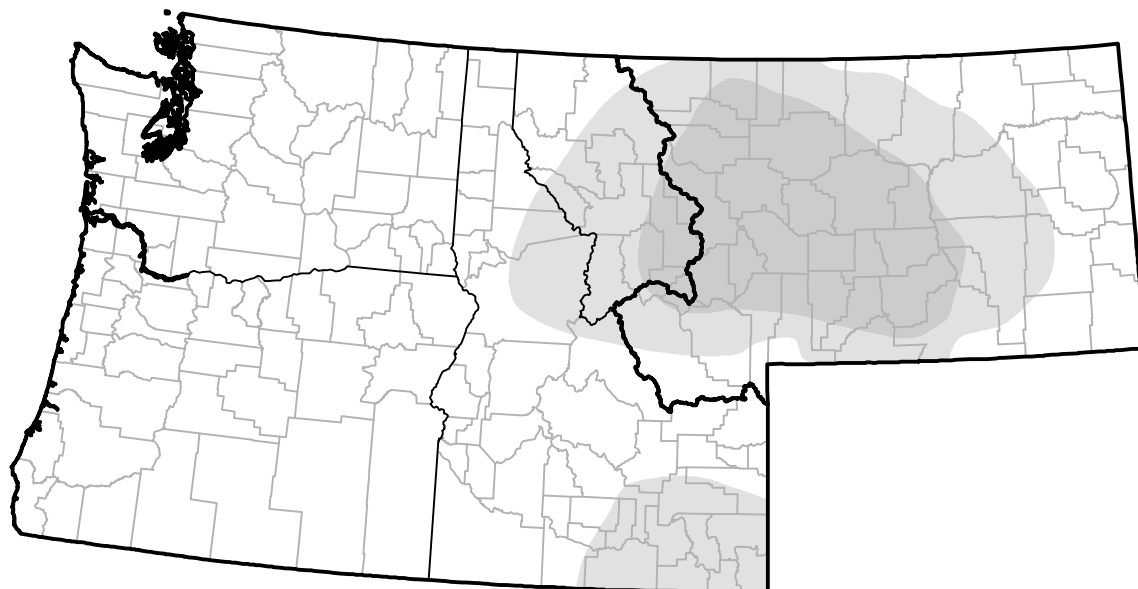
# Northwest RDEWS and Surrounding Areas

(Released Thursday, Jun. 29, 2000)



10:00 a.m. EDT

## Drought Conditions (Percent Area)

	None	D0-D4	D1-D4	D2-D4	D3-D4	D4
<b>Current</b>	68.98	31.02	12.39	0.00	0.00	0.00
<b>Last Week</b> 06-22-2000	76.57	23.43	9.74	0.00	0.00	0.00
<b>3 Months Ago</b> 03-30-2000	87.08	12.92	0.00	0.00	0.00	0.00
<b>Start of Calendar Year</b> 01-06-2000	99.59	0.41	0.00	0.00	0.00	0.00
<b>Start of Water Year</b>	-	-	-	-	-	-
<b>One Year Ago</b>	-	-	-	-	-	-



## Intensity:

 None	 D2 Severe Drought
 D0 Abnormally Dry	 D3 Extreme Drought
 D1 Moderate Drought	 D4 Exceptional Drought

The Drought Monitor focuses on broad-scale conditions. Local conditions may vary. For more information on the Drought Monitor, go to <https://droughtmonitor.unl.edu/About.aspx>

## Author:

Staff None  
National Drought Mitigation Center

