

U.S. Drought Monitor

USDA Caribbean Climate Hub



July 4, 2000
 (Released Thursday, Jul. 6, 2000)
 Valid 8 a.m. EDT

Drought Conditions (Percent Area)

	None	D0-D4	D1-D4	D2-D4	D3-D4	D4
Current	44.51	55.49	0.00	0.00	0.00	0.00
Last Week <i>06-29-2000</i>	77.60	22.40	0.00	0.00	0.00	0.00
3 Months Ago <i>04-06-2000</i>	100.00	0.00	0.00	0.00	0.00	0.00
Start of Calendar Year <i>01-06-2000</i>	100.00	0.00	0.00	0.00	0.00	0.00
Start of Water Year	-	-	-	-	-	-
One Year Ago	-	-	-	-	-	-

Note: Statistics do not include areas represented by points.

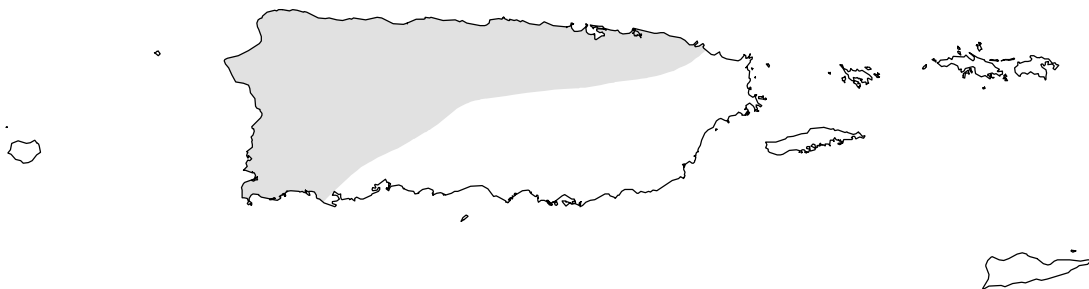
Intensity:

 None	 D2 Severe Drought
 D0 Abnormally Dry	 D3 Extreme Drought
 D1 Moderate Drought	 D4 Exceptional Drought

The Drought Monitor focuses on broad-scale conditions. Local conditions may vary. For more information on the Drought Monitor, go to <https://droughtmonitor.unl.edu/About.aspx>

Author:

Staff None
 National Drought Mitigation Center



droughtmonitor.unl.edu