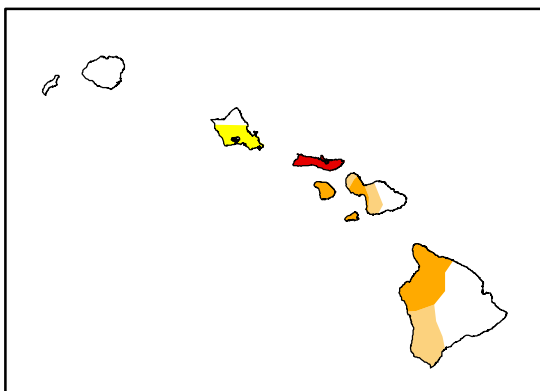
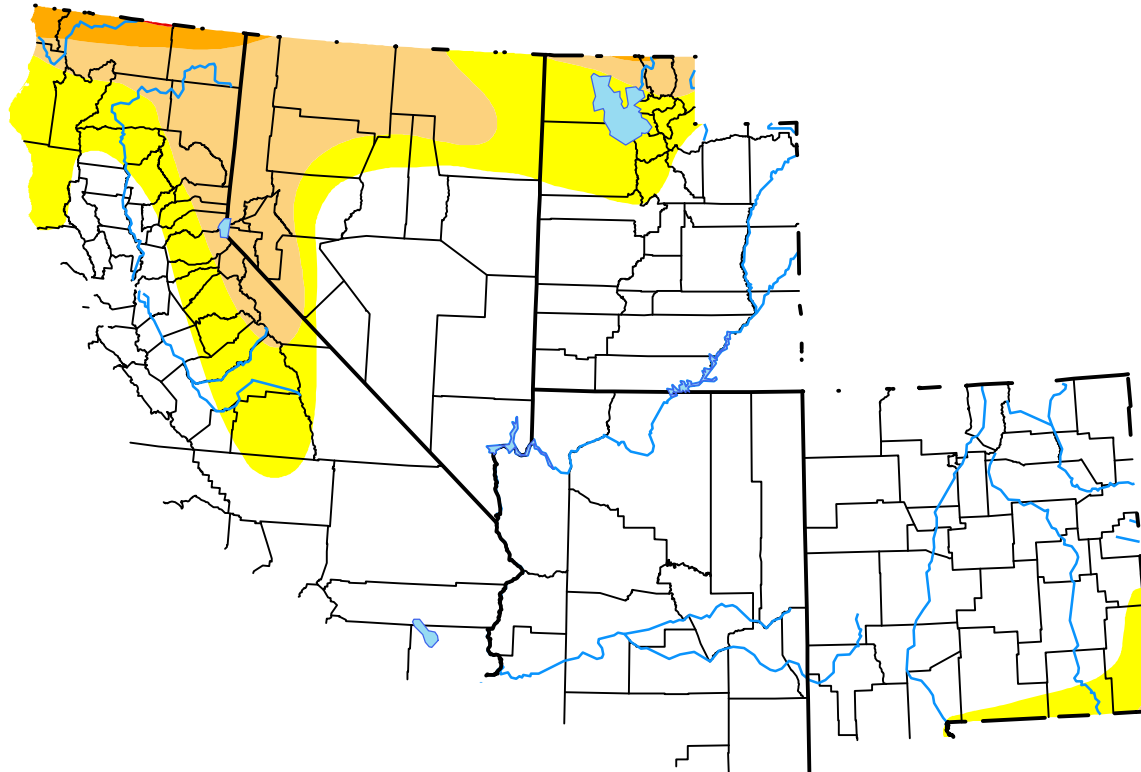


U.S. Drought Monitor

USDA Southwest Climate Hub

May 15, 2001
 (Released Thursday, May. 17, 2001)
 Valid 8 a.m. EDT



Drought Conditions (Percent Area)

	None	D0-D4	D1-D4	D2-D4	D3-D4	D4
Current	75.43	24.57	11.51	1.26	0.06	0.00
Last Week <i>05-10-2001</i>	74.46	25.54	10.60	1.07	0.06	0.00
3 Months Ago <i>02-15-2001</i>	79.12	20.88	1.87	0.28	0.00	0.00
Start of Calendar Year <i>01-04-2001</i>	83.72	16.28	1.30	0.00	0.00	0.00
Start of Water Year <i>09-28-2000</i>	38.83	61.17	25.82	7.12	0.00	0.00
One Year Ago <i>05-18-2000</i>	66.98	33.02	20.49	9.00	0.00	0.00


Intensity:

- None
- D0 Abnormally Dry
- D1 Moderate Drought
- D2 Severe Drought
- D3 Extreme Drought
- D4 Exceptional Drought

The Drought Monitor focuses on broad-scale conditions. Local conditions may vary. See accompanying text summary for forecast statements.

Author:

Richard Tinker
 CPC/NOAA/NWS/NCEP



droughtmonitor.unl.edu