

U.S. Drought Monitor

Wind River

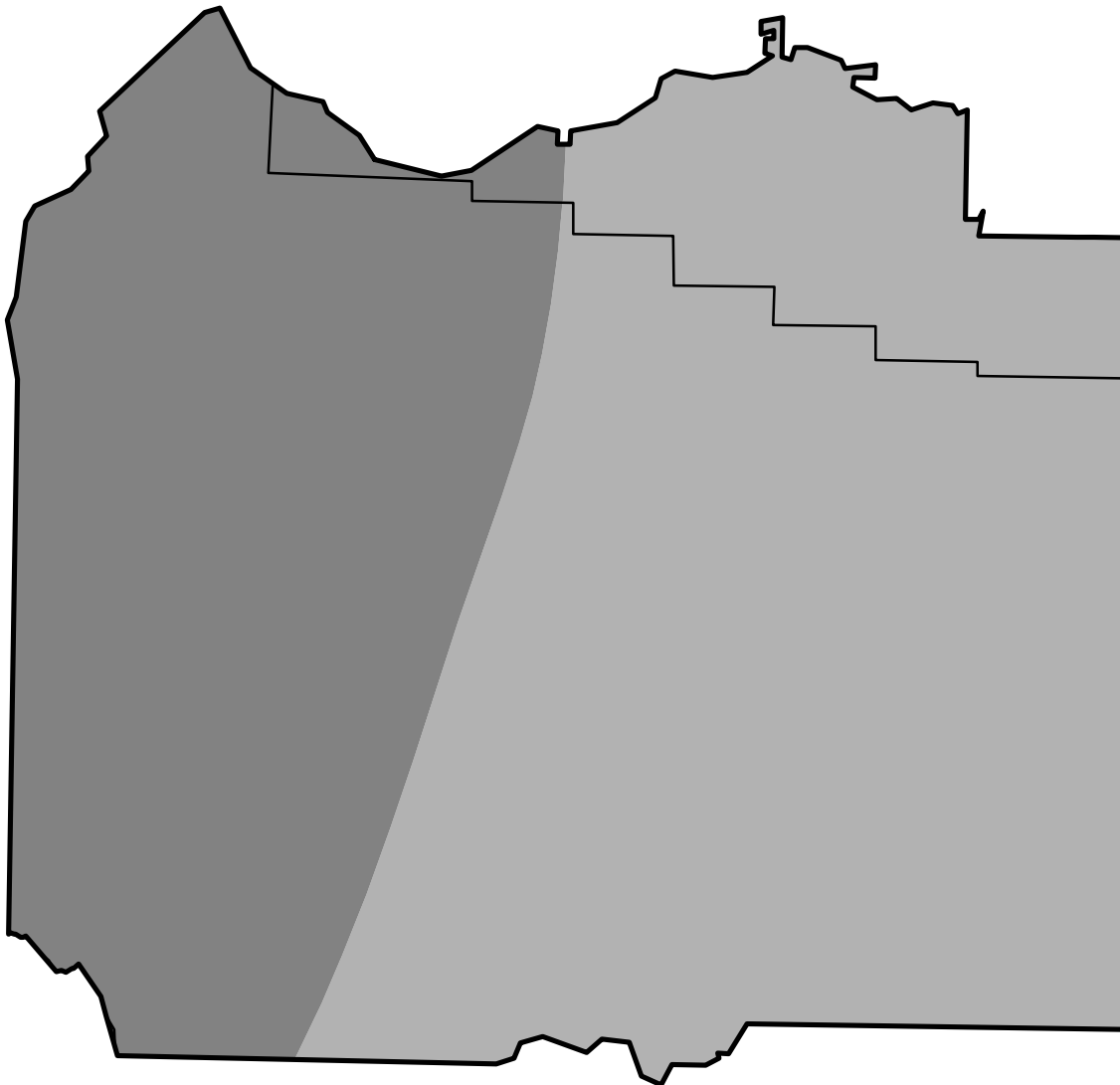
July 24, 2001

(Released Thursday, Jul. 26, 2001)






Valid 8 a.m. EDT

Drought Conditions (Percent Area)

	None	D0-D4	D1-D4	D2-D4	D3-D4	D4
Current	0.00	100.00	100.00	100.00	40.13	0.00
Last Week <i>07-17-2001</i>	0.00	100.00	100.00	100.00	40.13	0.00
3 Months Ago <i>04-24-2001</i>	0.00	100.00	79.65	0.00	0.00	0.00
Start of Calendar Year <i>01-02-2001</i>	0.00	100.00	0.00	0.00	0.00	0.00
Start of Water Year <i>09-26-2000</i>	0.00	100.00	24.65	0.00	0.00	0.00
One Year Ago <i>07-25-2000</i>	0.00	100.00	0.00	0.00	0.00	0.00



Intensity:

-  D0 Abnormally Dry
-  D1 Moderate Drought
-  D2 Severe Drought
-  D3 Extreme Drought
-  D4 Exceptional Drought

The Drought Monitor focuses on broad-scale conditions. Local conditions may vary. See accompanying text summary for forecast statements.

Author:

Brad Rippey
U.S. Department of Agriculture



<http://droughtmonitor.unl.edu/>