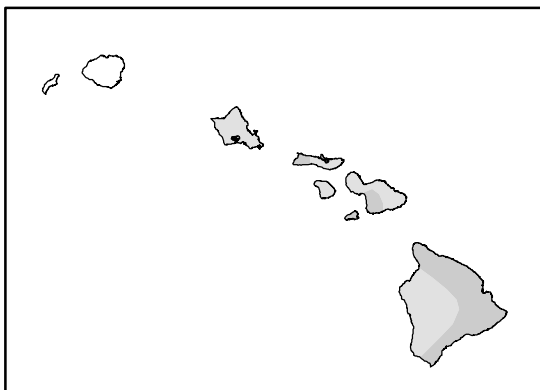
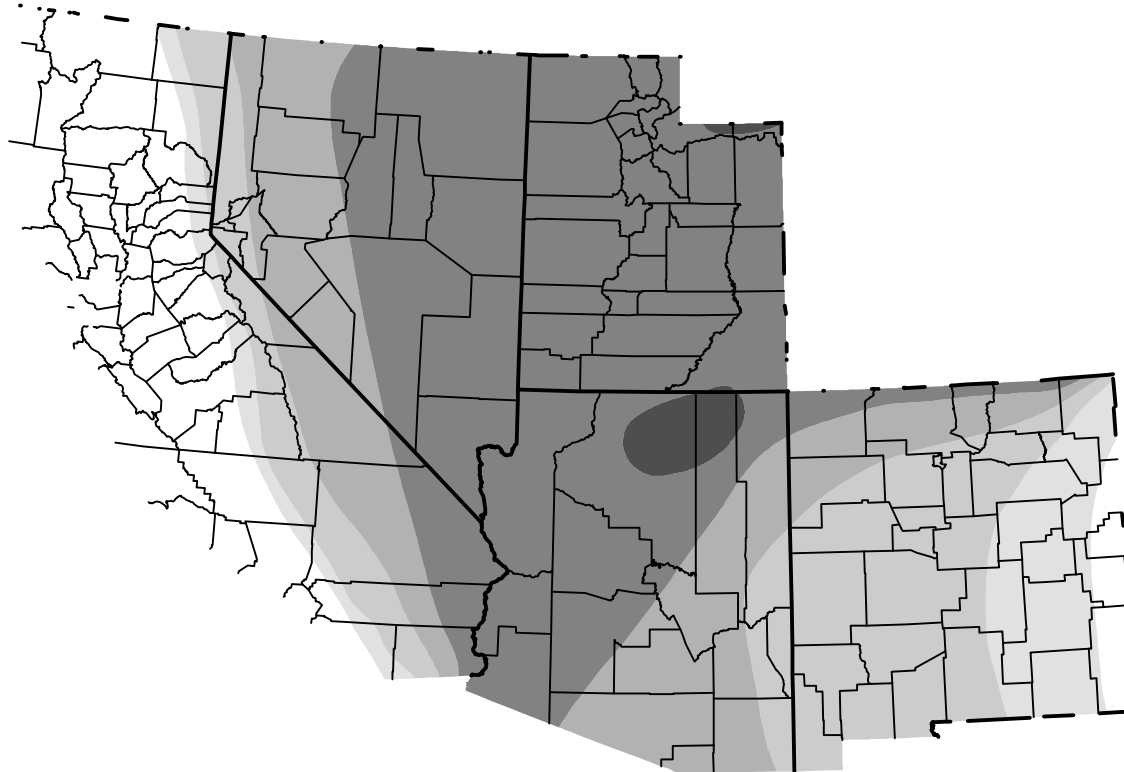


U.S. Drought Monitor

USDA Southwest Climate Hub

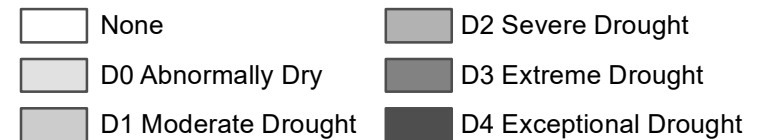
February 25, 2003
 (Released Thursday, Feb. 27, 2003)
 Valid 7 a.m. EST



Drought Conditions (Percent Area)

	None	D0-D4	D1-D4	D2-D4	D3-D4	D4
Current	16.91	83.09	75.56	58.35	40.83	1.46
Last Week <i>02-20-2003</i>	16.58	83.42	76.00	59.51	41.14	1.44
3 Months Ago <i>11-27-2002</i>	2.35	97.65	76.89	45.74	22.73	2.22
Start of Calendar Year <i>01-02-2003</i>	18.08	81.92	74.19	58.26	21.74	2.37
Start of Water Year <i>10-03-2002</i>	2.56	97.44	85.89	60.73	32.47	4.53
One Year Ago <i>02-28-2002</i>	15.53	84.47	37.41	5.04	0.00	0.00

Intensity:



The Drought Monitor focuses on broad-scale conditions. Local conditions may vary. See accompanying text summary for forecast statements.

Author:

David Miskus
 NOAA/NWS/NCEP/CPC



droughtmonitor.unl.edu