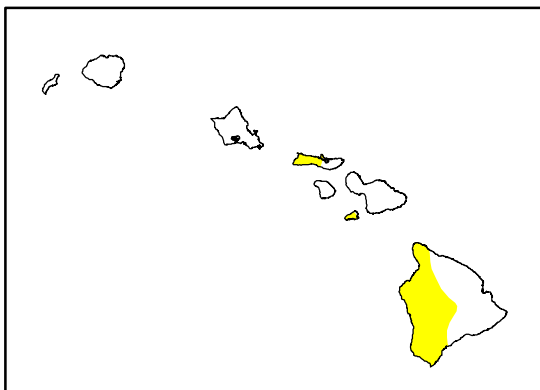
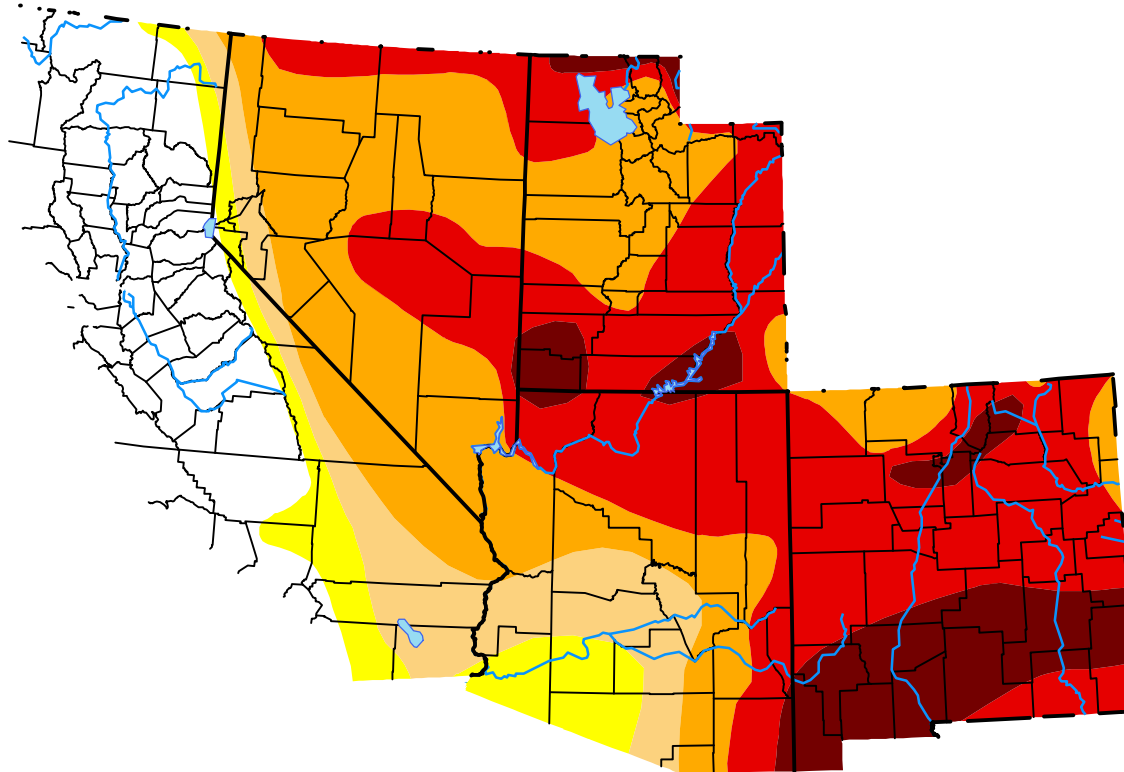


U.S. Drought Monitor

USDA Southwest Climate Hub

January 13, 2004
 (Released Thursday, Jan. 15, 2004)
 Valid 7 a.m. EST



Drought Conditions (Percent Area)

	None	D0-D4	D1-D4	D2-D4	D3-D4	D4
Current	18.05	81.95	75.76	67.16	40.43	9.48
Last Week <i>01-08-2004</i>	19.35	80.65	74.18	65.24	40.35	9.74
3 Months Ago <i>10-16-2003</i>	7.91	92.09	77.30	65.85	45.36	3.25
Start of Calendar Year <i>12-31-2003</i>	18.57	81.43	74.25	65.97	39.04	7.96
Start of Water Year <i>10-02-2003</i>	18.46	81.54	77.38	66.18	44.47	3.52
One Year Ago <i>01-16-2003</i>	18.36	81.64	73.56	58.35	30.27	2.44


Intensity:

- None
- D0 Abnormally Dry
- D1 Moderate Drought
- D2 Severe Drought
- D3 Extreme Drought
- D4 Exceptional Drought

The Drought Monitor focuses on broad-scale conditions. Local conditions may vary. See accompanying text summary for forecast statements.

Author:

Douglas Le Comte
 CPC/NOAA



droughtmonitor.unl.edu