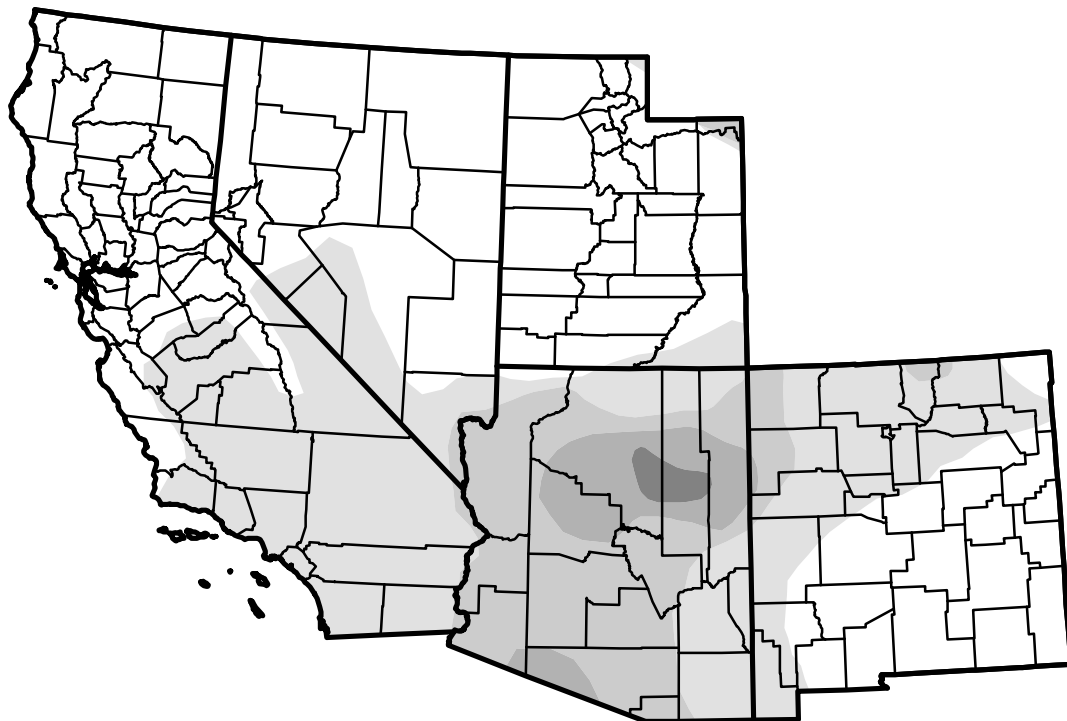


U.S. Drought Monitor

USDA Southwest Climate Hub






December 12, 2006
 (Released Thursday, Dec. 14, 2006)
 Valid 7 a.m. EST



Drought Conditions (Percent Area)

	None	D0-D4	D1-D4	D2-D4	D3-D4	D4
Current	53.76	46.24	16.64	4.42	0.58	0.00
Last Week <i>12-05-2006</i>	58.22	41.78	14.95	4.42	0.58	0.00
3 Months Ago <i>09-12-2006</i>	63.75	36.25	20.91	8.12	1.95	0.00
Start of Calendar Year <i>01-03-2006</i>	57.14	42.86	12.95	0.00	0.00	0.00
Start of Water Year <i>09-26-2006</i>	66.94	33.06	17.13	5.72	1.39	0.00
One Year Ago <i>12-13-2005</i>	58.92	41.08	8.51	0.00	0.00	0.00

Intensity:

-  D0 Abnormally Dry
-  D1 Moderate Drought
-  D2 Severe Drought
-  D3 Extreme Drought
-  D4 Exceptional Drought

The Drought Monitor focuses on broad-scale conditions. Local conditions may vary. See accompanying text summary for forecast statements.

Author:

Thomas Heddinghaus
 CPC/NOAA



<http://droughtmonitor.unl.edu/>

