

U.S. Drought Monitor

USDA Southwest Climate Hub

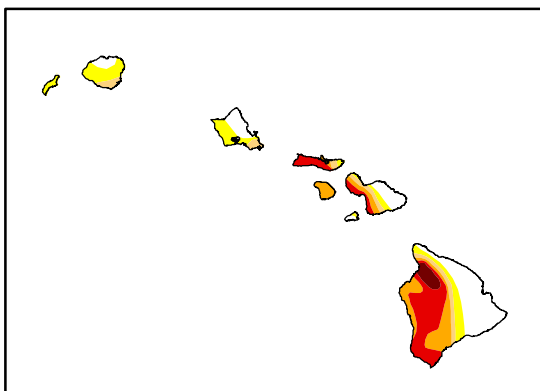
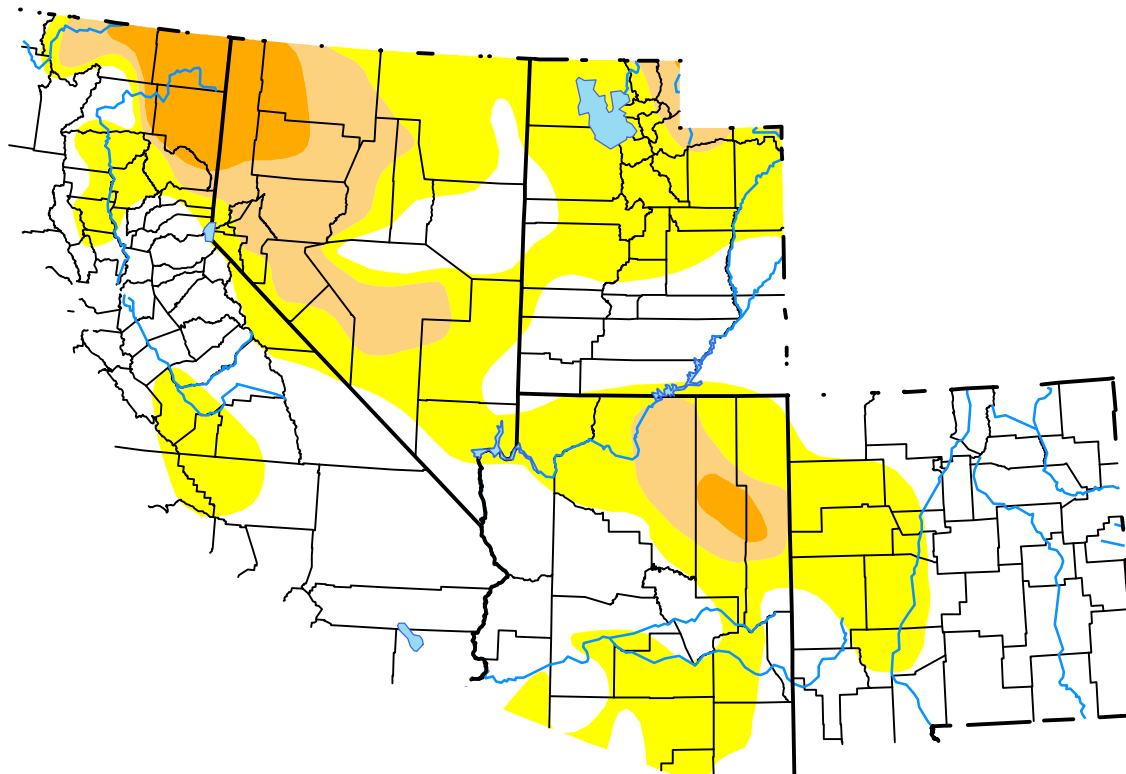
May 4, 2010

(Released Thursday, May. 6, 2010)

Valid 8 a.m. EDT

Drought Conditions (Percent Area)

	None	D0	D1	D2	D3	D4
Current	53.65	32.57	9.25	4.26	0.24	0.03
Last Week <i>04-29-2010</i>	53.65	32.56	9.25	4.27	0.24	0.03
3 Months Ago <i>02-04-2010</i>	26.05	45.22	22.47	6.12	0.14	0.00
Start of Calendar Year <i>12-31-2009</i>	22.37	24.80	33.69	18.12	1.03	0.00
Start of Water Year <i>10-01-2009</i>	30.31	31.53	24.04	14.04	0.07	0.00
One Year Ago <i>05-07-2009</i>	19.37	41.49	25.25	13.89	0.00	0.00




Intensity:



The Drought Monitor focuses on broad-scale conditions. Local conditions may vary. See accompanying text summary for forecast statements.

Author:

Richard Heim
NCEI/NOAA



droughtmonitor.unl.edu