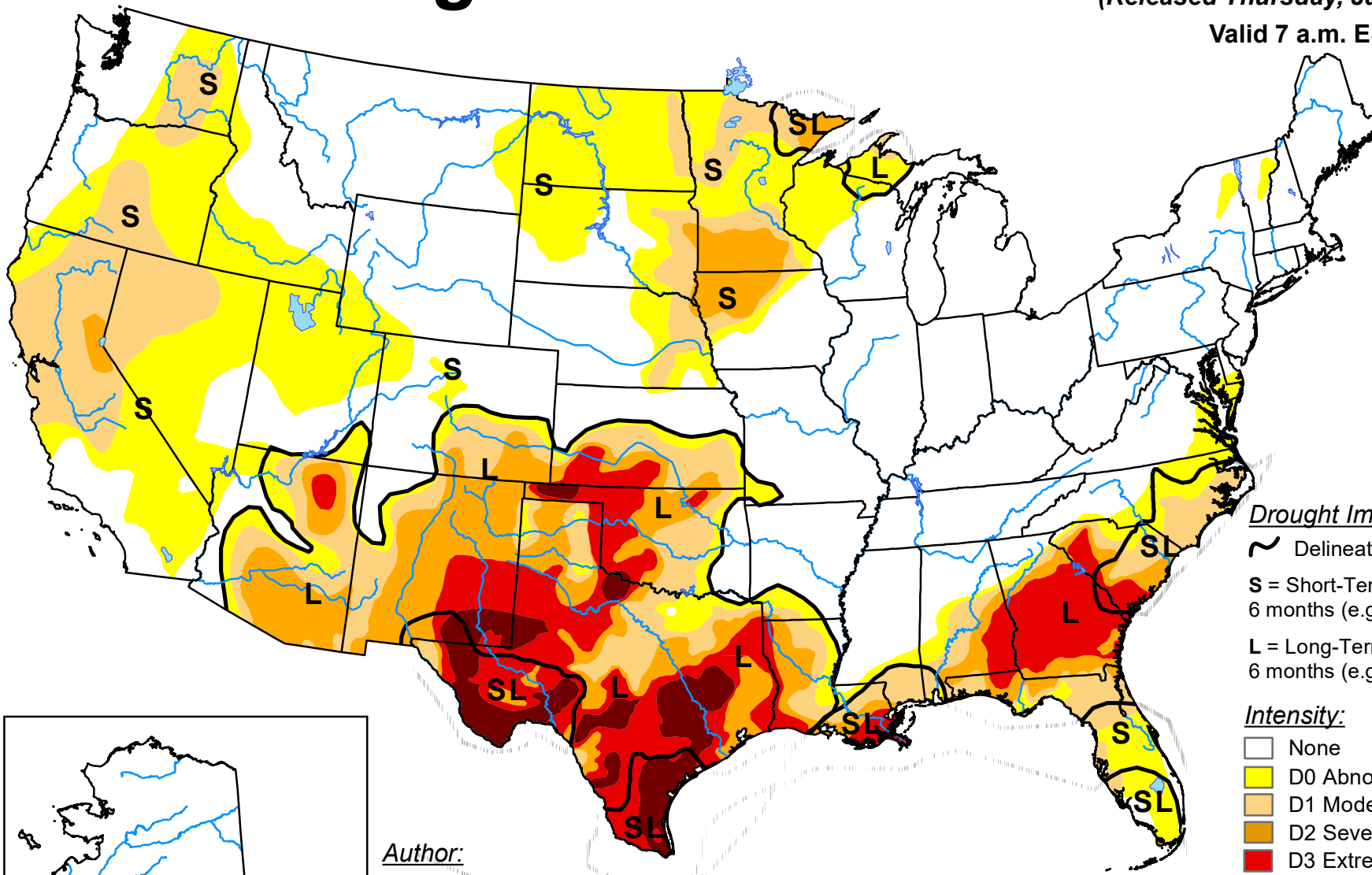


U.S. Drought Monitor

January 10, 2012

(Released Thursday, Jan. 12, 2012)

Valid 7 a.m. EST



Drought Impact Types:

~ Delineates dominant impacts

S = Short-Term, typically less than 6 months (e.g. agriculture, grasslands)

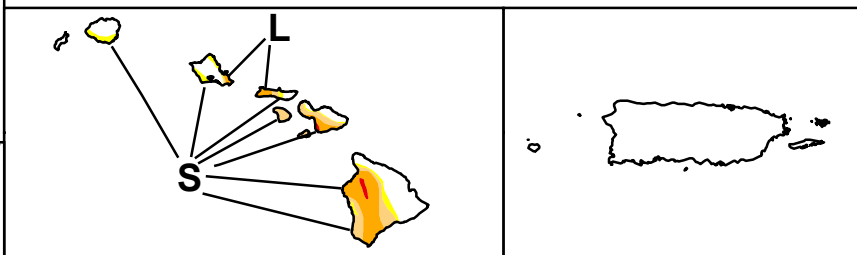
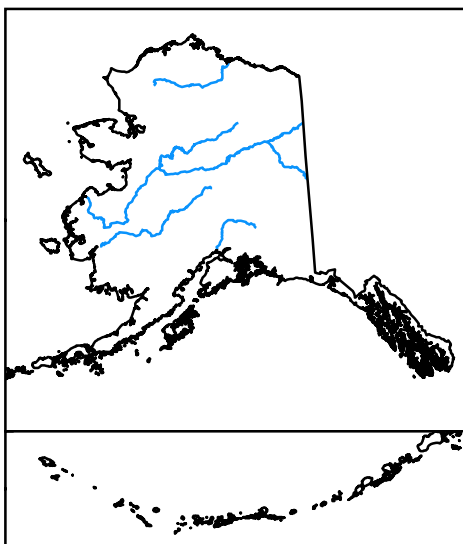
L = Long-Term, typically greater than 6 months (e.g. hydrology, ecology)

Intensity:

- None
- D0 Abnormally Dry
- D1 Moderate Drought
- D2 Severe Drought
- D3 Extreme Drought
- D4 Exceptional Drought

Author:

Laura Edwards
Western Regional Climate Center



The Drought Monitor focuses on broad-scale conditions. Local conditions may vary. For more information on the Drought Monitor, go to <https://droughtmonitor.unl.edu/About.aspx>



droughtmonitor.unl.edu