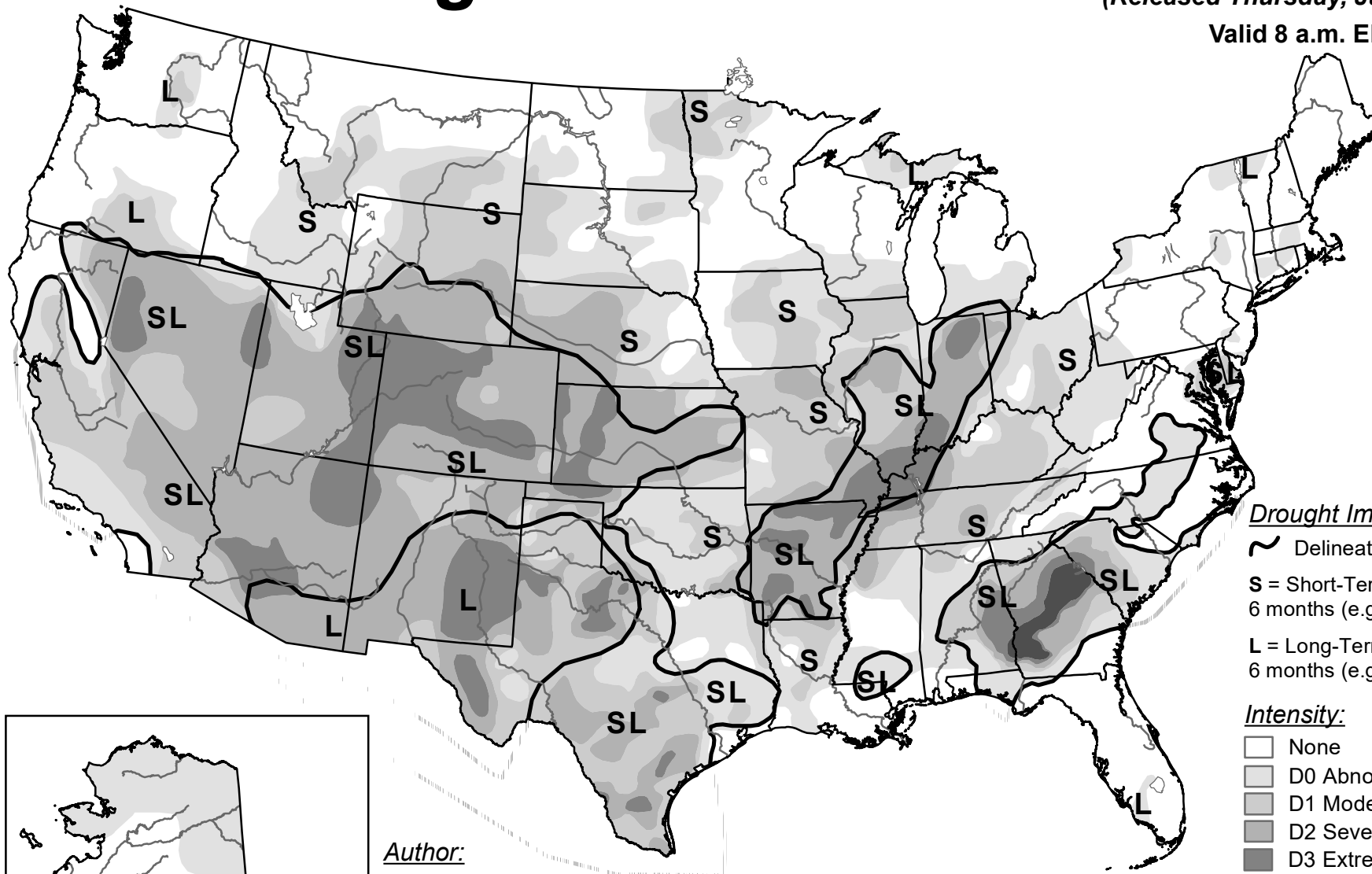


U.S. Drought Monitor

June 26, 2012

(Released Thursday, Jun. 28, 2012)

Valid 8 a.m. EDT



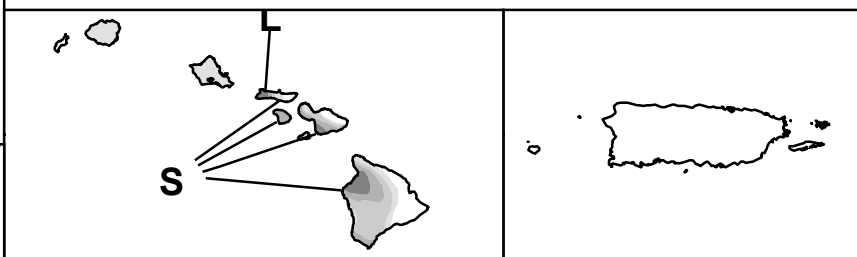
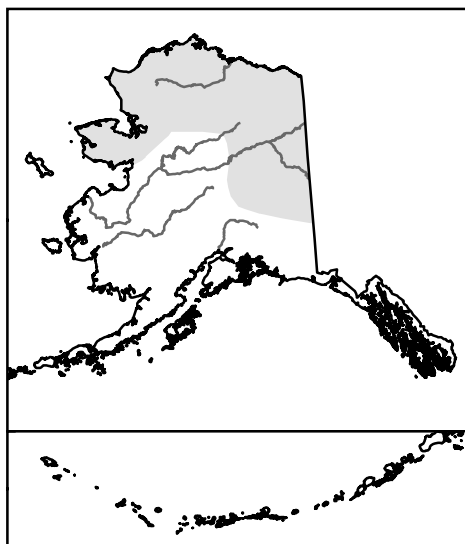
Drought Impact Types:

- ~ Delineates dominant impacts
- S** = Short-Term, typically less than 6 months (e.g. agriculture, grasslands)
- L** = Long-Term, typically greater than 6 months (e.g. hydrology, ecology)

Intensity:

- None
- D0 Abnormally Dry
- D1 Moderate Drought
- D2 Severe Drought
- D3 Extreme Drought
- D4 Exceptional Drought

Author:
Richard Heim
NCEI/NOAA



The Drought Monitor focuses on broad-scale conditions. Local conditions may vary. For more information on the Drought Monitor, go to <https://droughtmonitor.unl.edu/About.aspx>



droughtmonitor.unl.edu