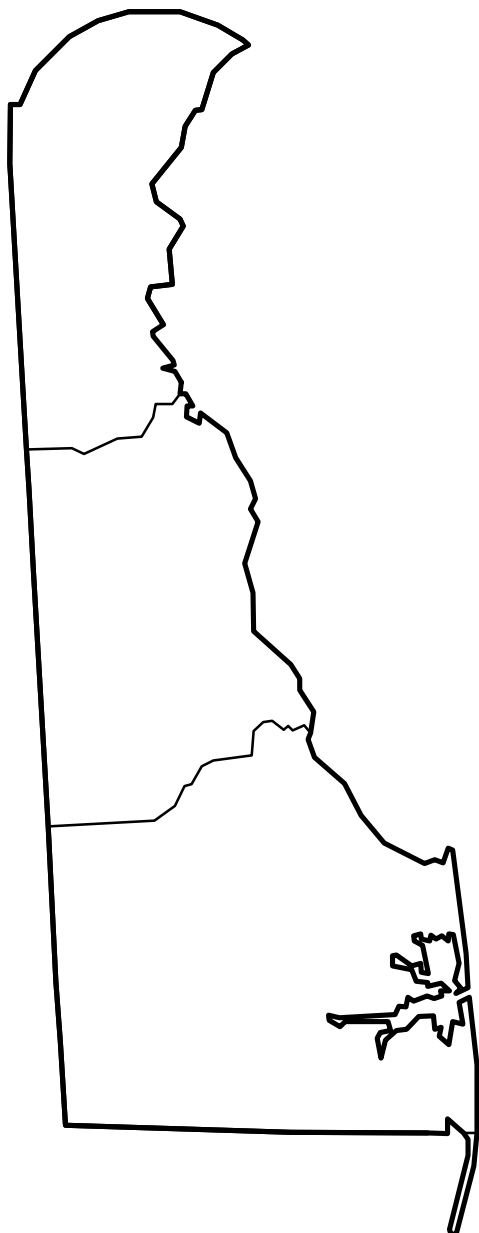


# U.S. Drought Monitor Delaware








**November 6, 2012**  
(Released Thursday, Nov. 8, 2012)  
Valid 7 a.m. EST

## Drought Conditions (Percent Area)

	None	D0-D4	D1-D4	D2-D4	D3-D4	D4
<b>Current</b>	100.00	0.00	0.00	0.00	0.00	0.00
<b>Last Week</b> <i>10-30-2012</i>	100.00	0.00	0.00	0.00	0.00	0.00
<b>3 Months Ago</b> <i>08-07-2012</i>	13.55	86.45	78.21	64.04	0.00	0.00
<b>Start of Calendar Year</b> <i>01-03-2012</i>	100.00	0.00	0.00	0.00	0.00	0.00
<b>Start of Water Year</b> <i>09-25-2012</i>	23.93	76.07	65.06	43.81	0.00	0.00
<b>One Year Ago</b> <i>11-08-2011</i>	100.00	0.00	0.00	0.00	0.00	0.00

### Intensity:

 D0 Abnormally Dry	 D3 Extreme Drought
 D1 Moderate Drought	 D4 Exceptional Drought
 D2 Severe Drought	

*The Drought Monitor focuses on broad-scale conditions. Local conditions may vary. See accompanying text summary for forecast statements.*

### Author:

David Miskus  
NOAA/NWS/NCEP/CPC



<http://droughtmonitor.unl.edu/>