

Opportunity RDEWS and Surrounding Areas




(Released Thursday, Jun. 30, 2016)

Valid 8 a.m. EDT

Drought Conditions (Percent Area)

	None	D0-D4	D1-D4	D2-D4	D3-D4	D4
Current	39.95	60.05	20.43	2.15	0.00	0.00
Last Week 06-23-2016	40.47	59.53	20.43	2.15	0.00	0.00
3 Months Ago 03-31-2016	24.42	75.58	27.98	2.87	0.00	0.00
Start of Calendar Year 12-31-2015	51.56	48.44	18.69	4.81	0.00	0.00
Start of Water Year 10-01-2015	38.97	61.03	31.68	6.24	0.00	0.00
One Year Ago 07-02-2015	36.20	63.80	39.61	13.14	0.00	0.00

Intensity:

 None	 D2 Severe Drought
 D0 Abnormally Dry	 D3 Extreme Drought
 D1 Moderate Drought	 D4 Exceptional Drought

The Drought Monitor focuses on broad-scale conditions. Local conditions may vary. For more information on the Drought Monitor, go to <https://droughtmonitor.unl.edu/About.aspx>

Author:

Eric Luebehusen
U.S. Department of Agriculture

