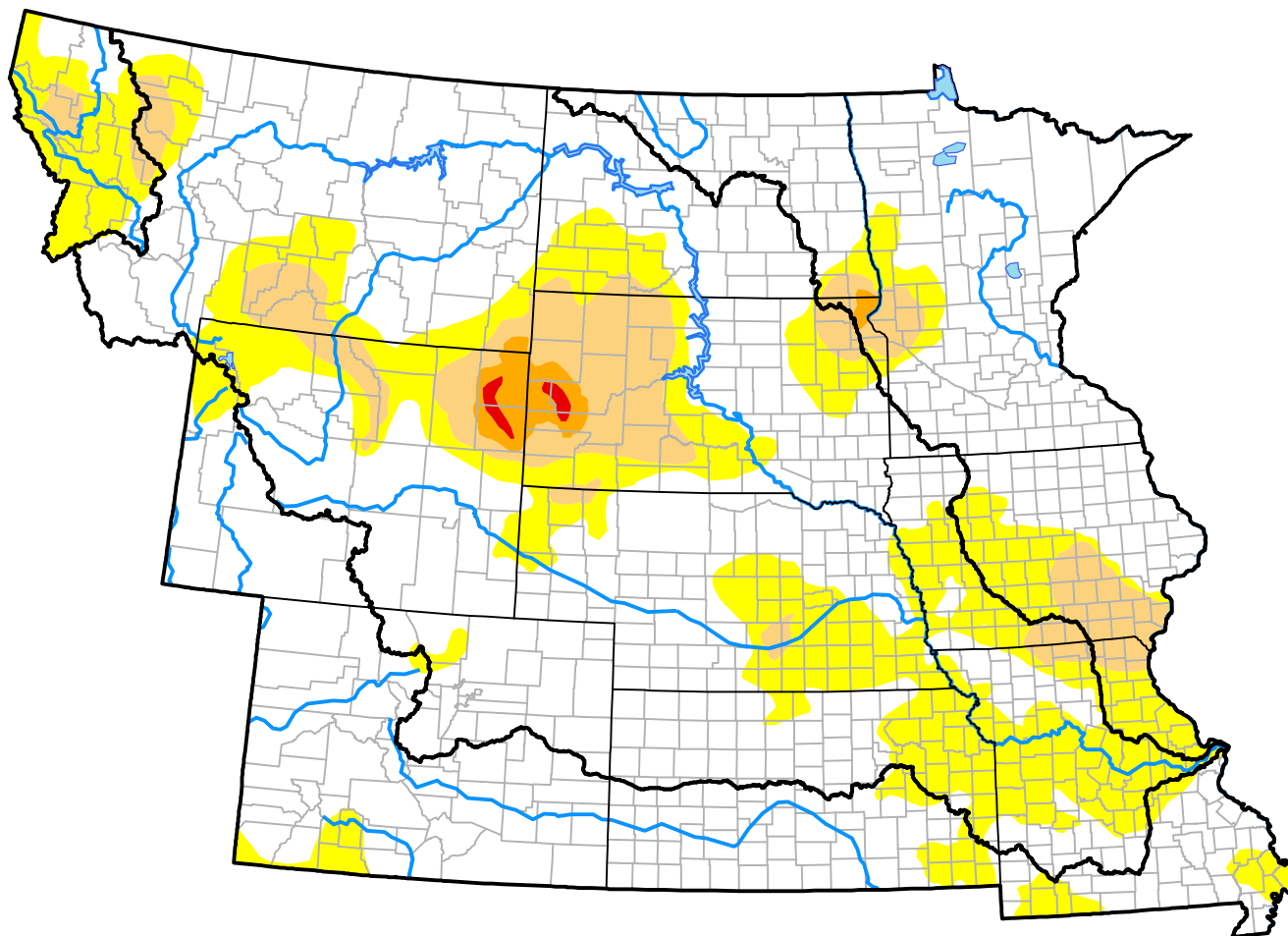








# U.S. Drought Monitor

## Missouri River Basin RDEWS

**June 28, 2016**  
(Released Thursday, Jun. 30, 2016)  
Valid 8 a.m. EDT



### Intensity:

-  None
-  D0 Abnormally Dry
-  D1 Moderate Drought
-  D2 Severe Drought
-  D3 Extreme Drought
-  D4 Exceptional Drought

*The Drought Monitor focuses on broad-scale conditions. Local conditions may vary. For more information on the Drought Monitor, go to <https://droughtmonitor.unl.edu/About.aspx>*

### Author:

Eric Luebehusen  
U.S. Department of Agriculture



**droughtmonitor.unl.edu**