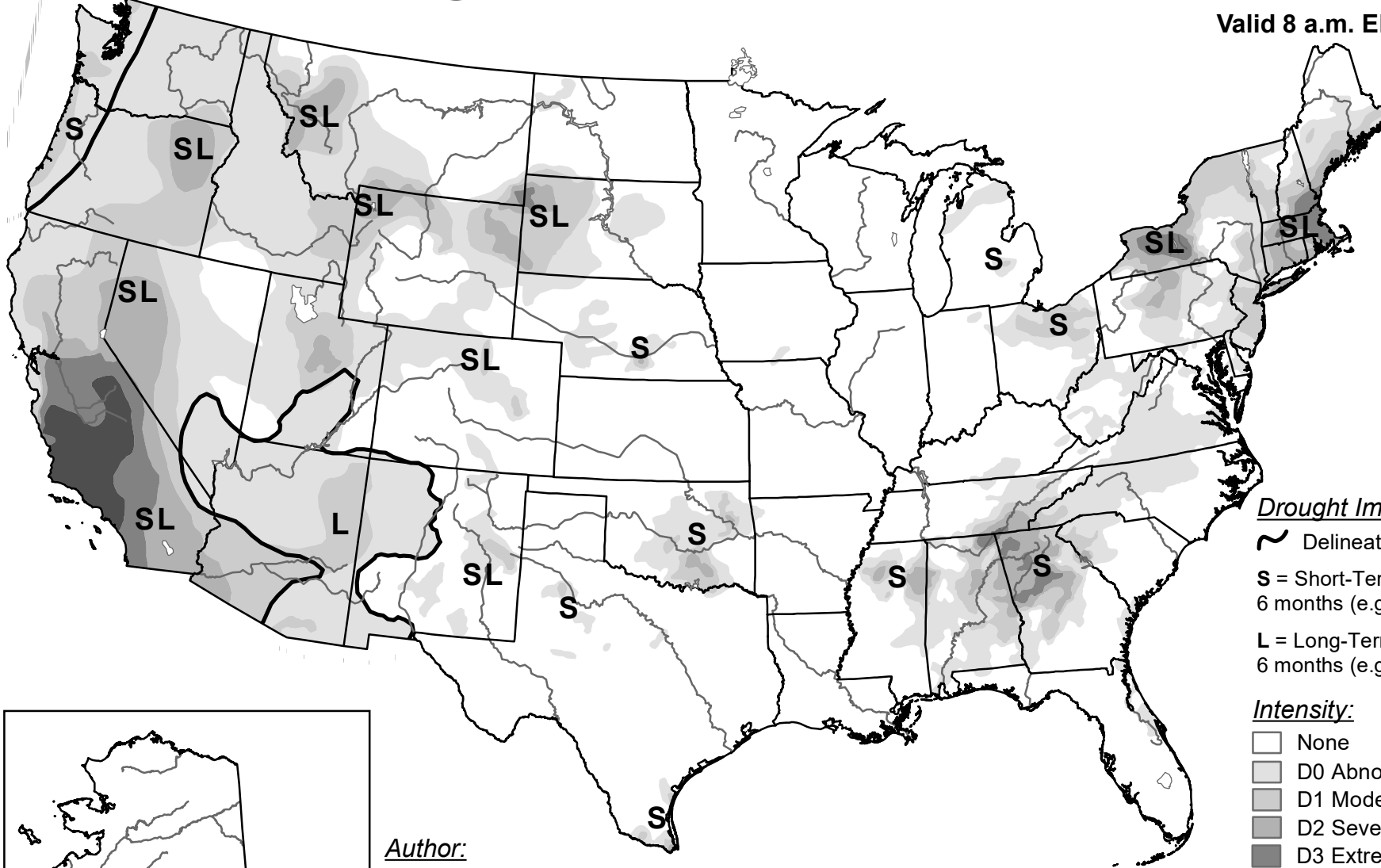


# U.S. Drought Monitor

**September 13, 2016**  
(Released Thursday, Sep. 15, 2016)

**Valid 8 a.m. EDT**

### Drought Impact Types:

~ Delineates dominant impacts

**S** = Short-Term, typically less than 6 months (e.g. agriculture, grasslands)

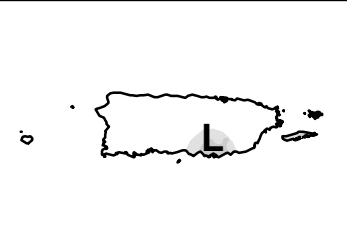
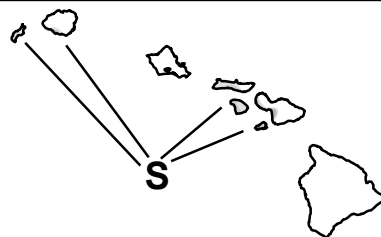
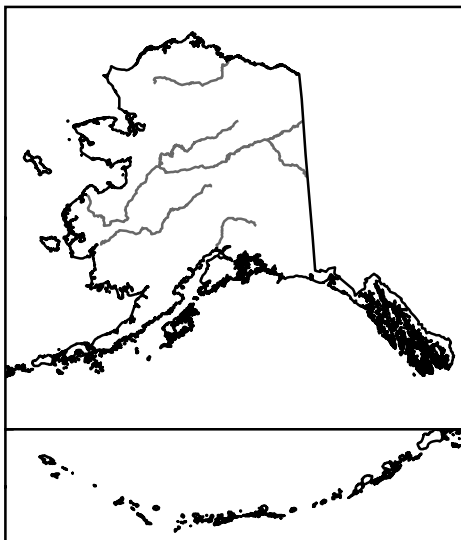
**L** = Long-Term, typically greater than 6 months (e.g. hydrology, ecology)

Intensity:

☐ None  
☐ D0 Abnormally Dry  
☐ D1 Moderate Drought  
☐ D2 Severe Drought  
☐ D3 Extreme Drought  
☐ D4 Exceptional Drought

Author:

Eric Luebehusen  
U.S. Department of Agriculture



*The Drought Monitor focuses on broad-scale conditions. Local conditions may vary. For more information on the Drought Monitor, go to <https://droughtmonitor.unl.edu/About.aspx>*



**droughtmonitor.unl.edu**