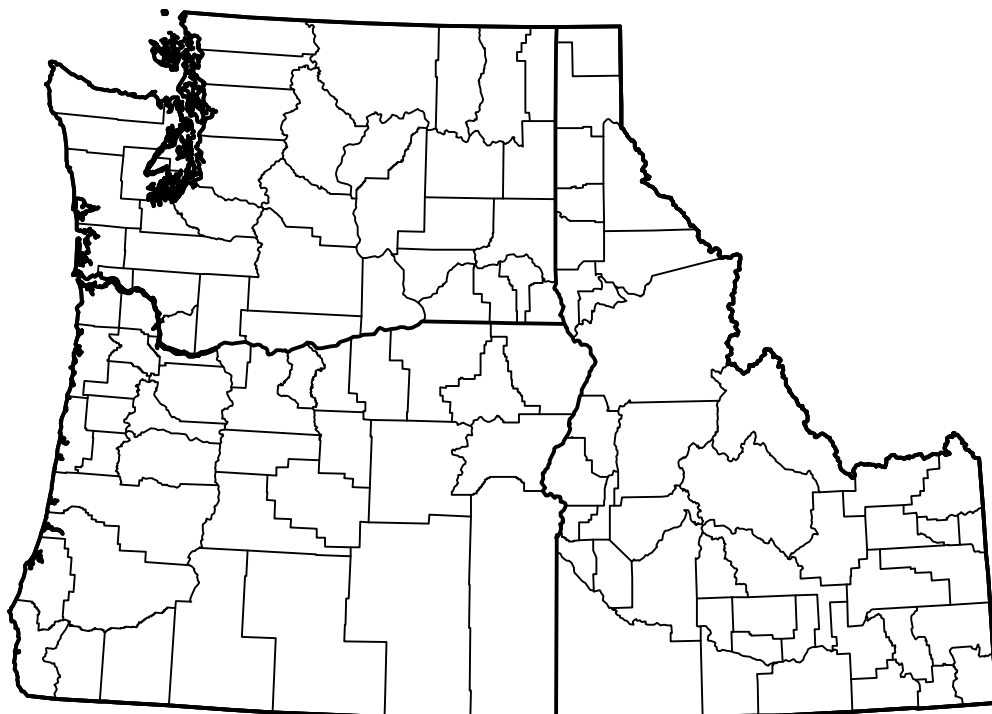


U.S. Drought Monitor

USDA Northwest Climate Hub

May 23, 2017
 (Released Thursday, May. 25, 2017)
 Valid 8 a.m. EDT



Drought Conditions (Percent Area)

	None	D0	D1	D2	D3	D4
Current	76.85	23.15	0.00	0.00	0.00	0.00
Last Week <i>05-18-2017</i>	76.85	23.15	0.00	0.00	0.00	0.00
3 Months Ago <i>02-23-2017</i>	75.39	24.26	0.35	0.00	0.00	0.00
Start of Calendar Year <i>01-05-2017</i>	87.33	12.05	0.62	0.00	0.00	0.00
Start of Water Year <i>09-29-2016</i>	70.76	21.67	6.13	1.44	0.00	0.00
One Year Ago <i>05-26-2016</i>	76.30	20.81	2.89	0.00	0.00	0.00

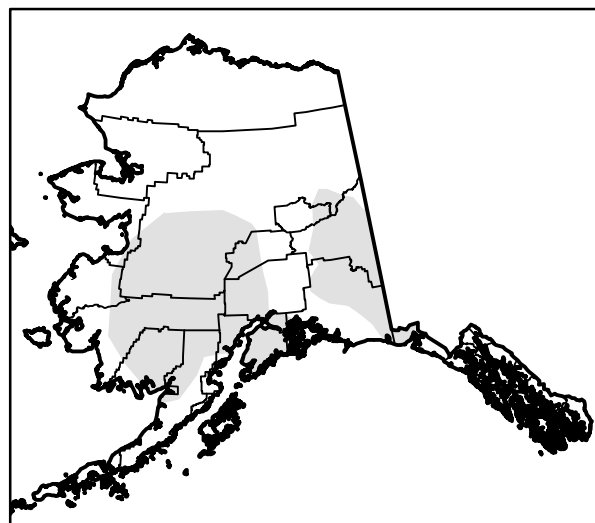

Intensity:



The Drought Monitor focuses on broad-scale conditions. Local conditions may vary. For more information on the Drought Monitor, go to <https://droughtmonitor.unl.edu/About.aspx>

Author:

Brad Rippey
 U.S. Department of Agriculture



droughtmonitor.unl.edu