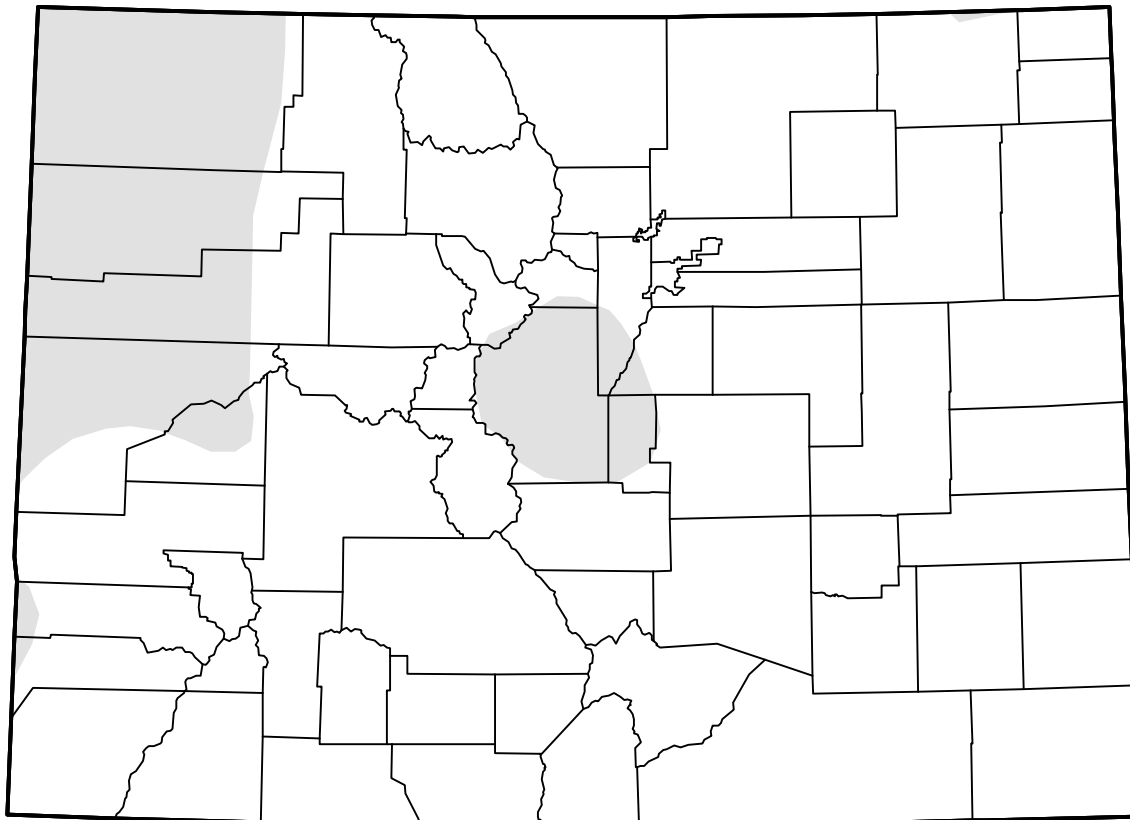


U.S. Drought Monitor Colorado







July 4, 2017
(Released Thursday, Jul. 6, 2017)
Valid 8 a.m. EDT



Drought Conditions (Percent Area)

	None	D0	D1	D2	D3	D4
Current	85.58	14.42	0.00	0.00	0.00	0.00
Last Week <i>06-29-2017</i>	93.82	6.18	0.00	0.00	0.00	0.00
3 Months Ago <i>04-06-2017</i>	51.89	26.23	18.86	3.03	0.00	0.00
Start of Calendar Year <i>01-05-2017</i>	31.88	30.91	34.34	2.88	0.00	0.00
Start of Water Year <i>09-29-2016</i>	70.49	27.07	2.45	0.00	0.00	0.00
One Year Ago <i>07-07-2016</i>	94.76	5.24	0.00	0.00	0.00	0.00

Intensity:

 None	 D2 Severe Drought
 D0 Abnormally Dry	 D3 Extreme Drought
 D1 Moderate Drought	 D4 Exceptional Drought

The Drought Monitor focuses on broad-scale conditions. Local conditions may vary. For more information on the Drought Monitor, go to <https://droughtmonitor.unl.edu/About.aspx>

Author:

David Simeral
Western Regional Climate Center



droughtmonitor.unl.edu