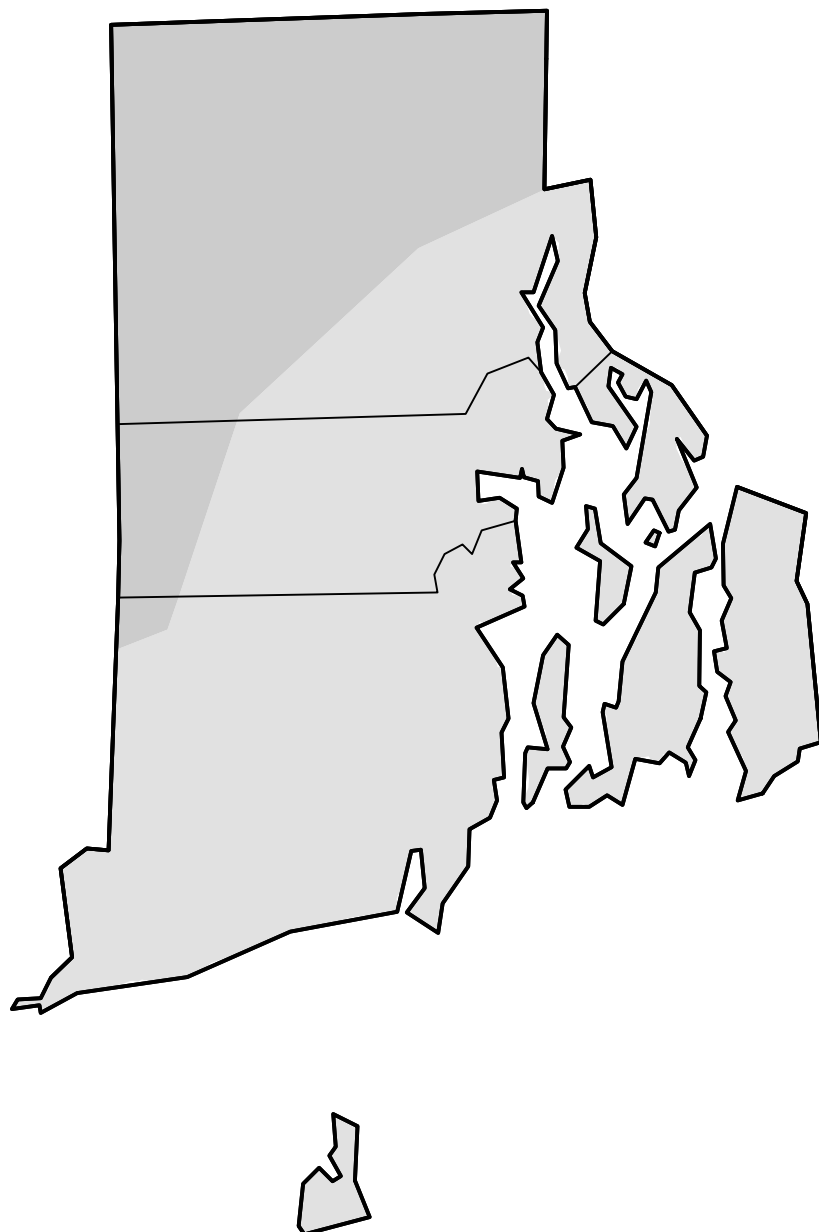


# U.S. Drought Monitor Rhode Island



**October 17, 2017**



*(Released Thursday, Oct. 19, 2017)*

**Valid 8 a.m. EDT**

## Drought Conditions (Percent Area)

	None	D0-D4	D1-D4	D2-D4	D3-D4	D4
<b>Current</b>	0.00	98.73	33.47	0.00	0.00	0.00
<b>Last Week</b> <i>10-12-2017</i>	0.00	98.73	0.00	0.00	0.00	0.00
<b>3 Months Ago</b> <i>07-20-2017</i>	98.73	0.00	0.00	0.00	0.00	0.00
<b>Start of Calendar Year</b> <i>01-05-2017</i>	0.00	98.73	98.73	0.00	0.00	0.00
<b>Start of Water Year</b> <i>09-28-2017</i>	0.01	98.71	0.00	0.00	0.00	0.00
<b>One Year Ago</b> <i>10-20-2016</i>	0.00	98.73	98.73	83.03	0.00	0.00

## Intensity:

 None	 D2 Severe Drought
 D0 Abnormally Dry	 D3 Extreme Drought
 D1 Moderate Drought	 D4 Exceptional Drought

*The Drought Monitor focuses on broad-scale conditions. Local conditions may vary. For more information on the Drought Monitor, go to <https://droughtmonitor.unl.edu/About.aspx>*

## Author:

Jessica Blunden  
NCEI/NOAA



**droughtmonitor.unl.edu**