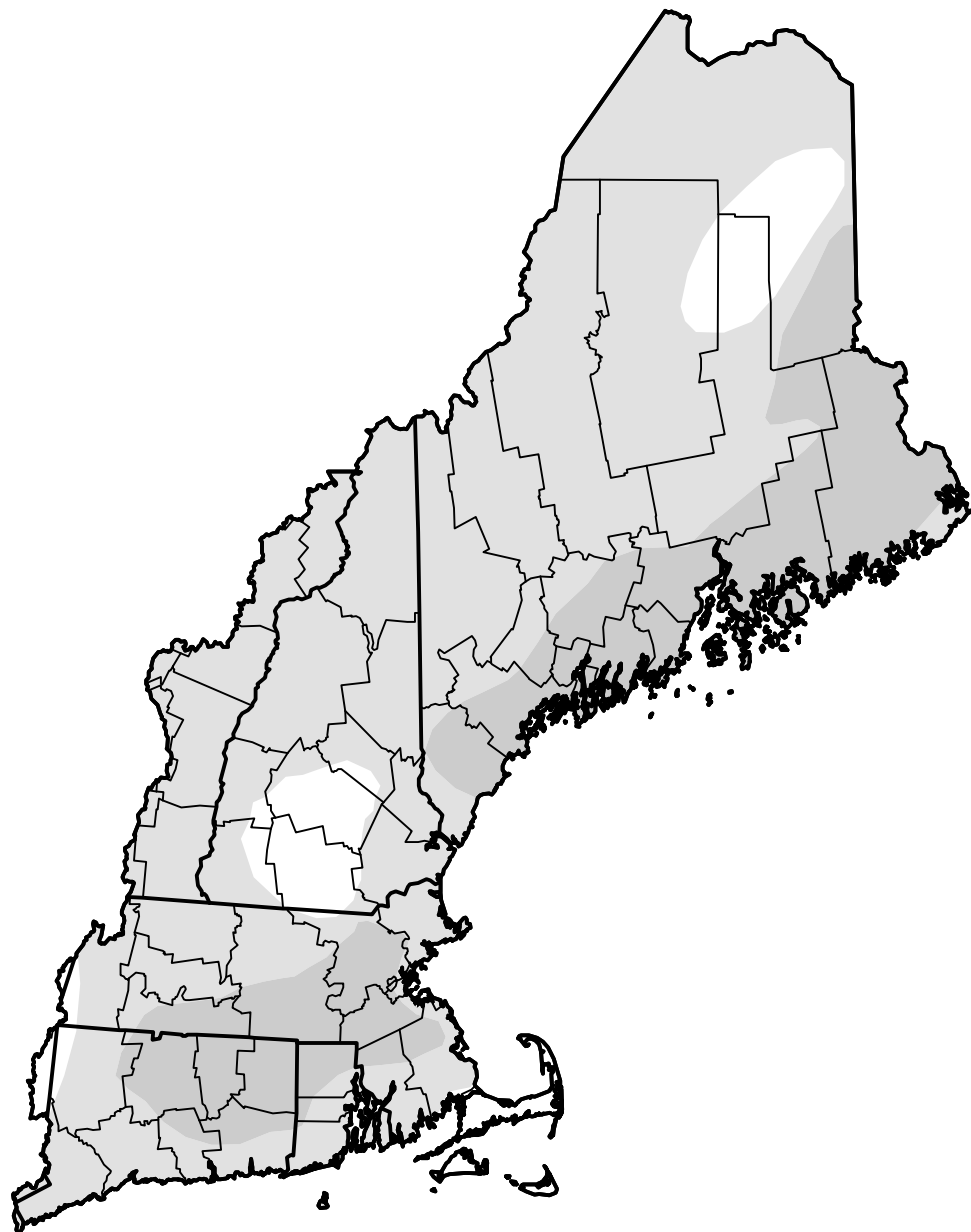


U.S. Drought Monitor

New England Watershed



October 17, 2017
(Released Thursday, Oct. 19, 2017)
 Valid 8 a.m. EDT



Drought Conditions (Percent Area)

	None	D0	D1	D2	D3	D4
Current	8.75	66.75	24.51	0.00	0.00	0.00
Last Week <i>10-12-2017</i>	18.26	68.38	13.36	0.00	0.00	0.00
3 Months Ago <i>07-20-2017</i>	95.37	4.63	0.00	0.00	0.00	0.00
Start of Calendar Year <i>01-05-2017</i>	14.64	11.89	49.23	19.61	4.63	0.00
Start of Water Year <i>09-28-2017</i>	60.75	25.88	13.36	0.00	0.00	0.00
One Year Ago <i>10-20-2016</i>	0.00	20.58	32.55	34.23	12.64	0.00

Intensity:

 None	 D2 Severe Drought
 D0 Abnormally Dry	 D3 Extreme Drought
 D1 Moderate Drought	 D4 Exceptional Drought

The Drought Monitor focuses on broad-scale conditions. Local conditions may vary. For more information on the Drought Monitor, go to <https://droughtmonitor.unl.edu/About.aspx>

Author:

Jessica Blunden
 NCEI/NOAA



droughtmonitor.unl.edu