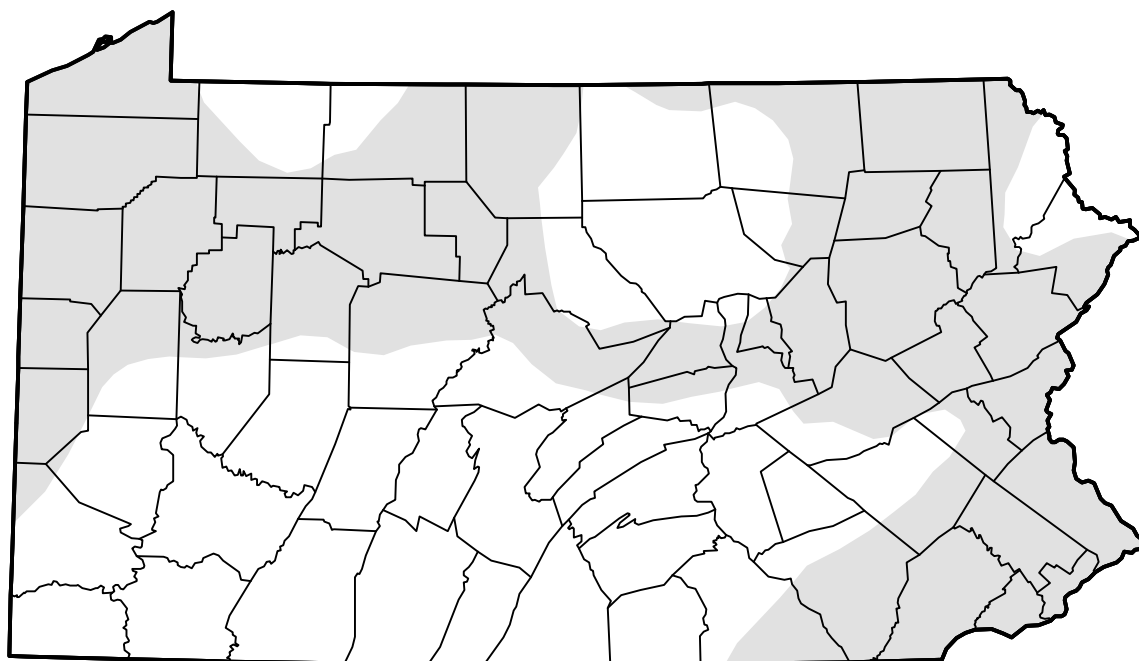


U.S. Drought Monitor Pennsylvania







October 24, 2017
(Released Thursday, Oct. 26, 2017)
Valid 8 a.m. EDT



Drought Conditions (Percent Area)

	None	D0-D4	D1-D4	D2-D4	D3-D4	D4
Current	49.90	50.10	0.00	0.00	0.00	0.00
Last Week 10-19-2017	70.26	29.74	0.00	0.00	0.00	0.00
3 Months Ago 07-27-2017	100.00	0.00	0.00	0.00	0.00	0.00
Start of Calendar Year 01-05-2017	43.19	56.81	27.60	3.98	0.00	0.00
Start of Water Year 09-28-2017	79.29	20.71	0.00	0.00	0.00	0.00
One Year Ago 10-27-2016	51.99	48.01	16.42	0.88	0.00	0.00

Intensity:

 None	 D2 Severe Drought
 D0 Abnormally Dry	 D3 Extreme Drought
 D1 Moderate Drought	 D4 Exceptional Drought

The Drought Monitor focuses on broad-scale conditions. Local conditions may vary. For more information on the Drought Monitor, go to <https://droughtmonitor.unl.edu/About.aspx>

Author:

Eric Luebehusen
U.S. Department of Agriculture



droughtmonitor.unl.edu