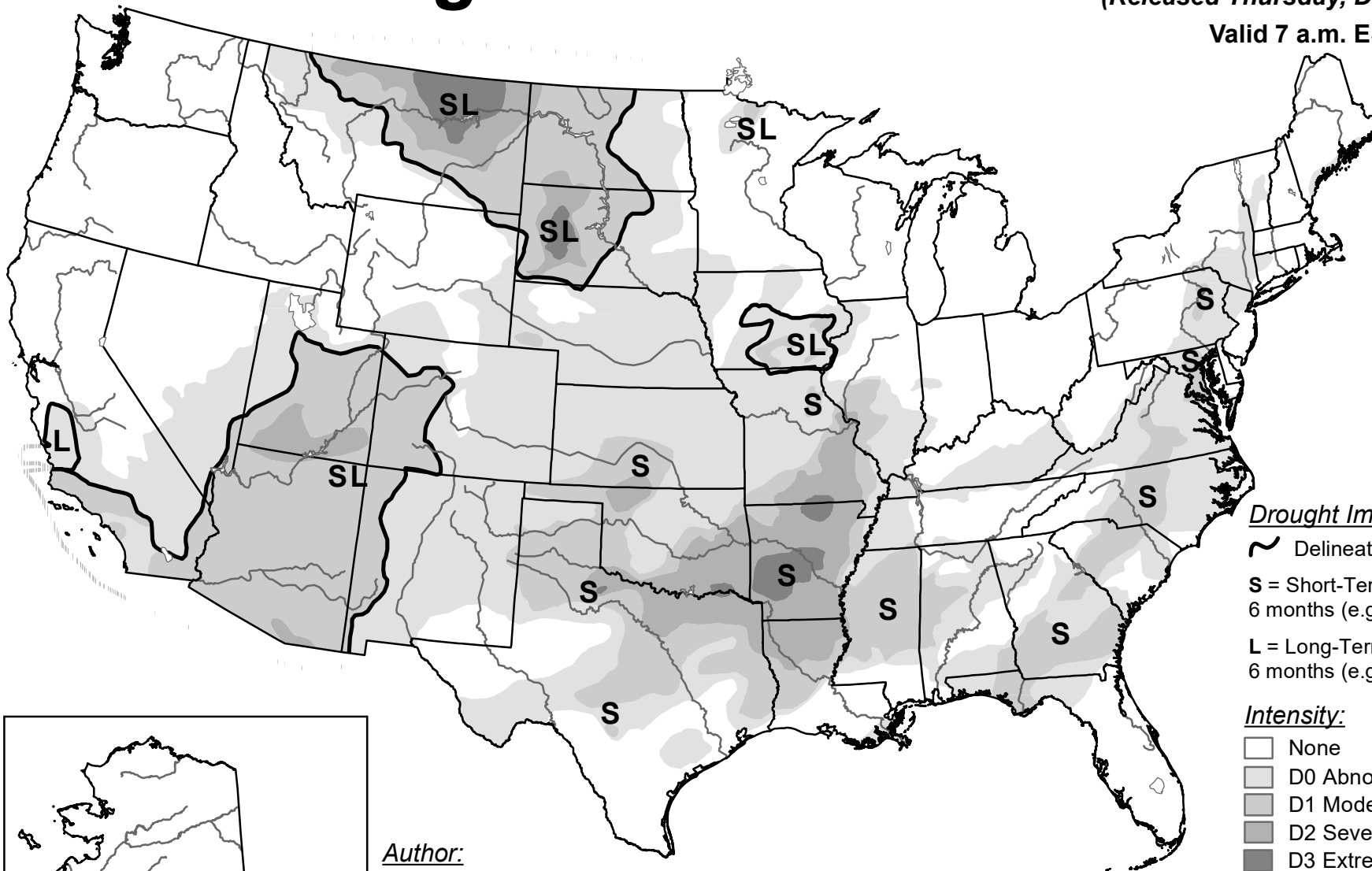


# U.S. Drought Monitor

**December 19, 2017**  
(Released Thursday, Dec. 21, 2017)  
Valid 7 a.m. EST



## Drought Impact Types:

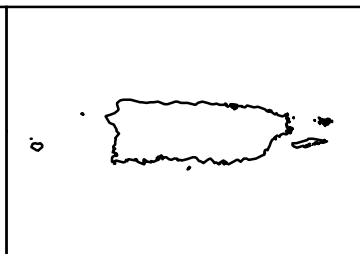
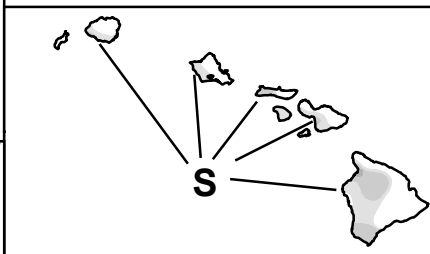
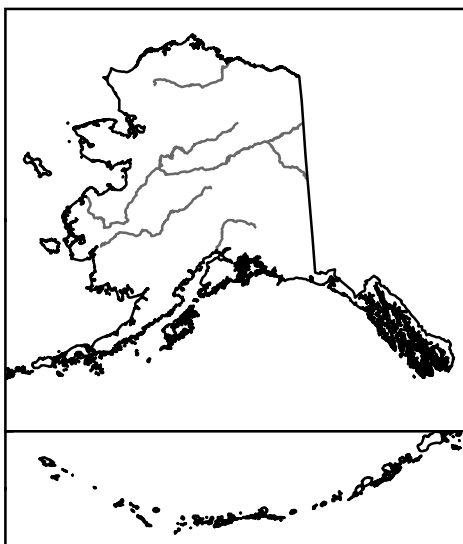
- ~ Delineates dominant impacts
- S** = Short-Term, typically less than 6 months (e.g. agriculture, grasslands)
- L** = Long-Term, typically greater than 6 months (e.g. hydrology, ecology)

## Intensity:

- None
- D0 Abnormally Dry
- D1 Moderate Drought
- D2 Severe Drought
- D3 Extreme Drought
- D4 Exceptional Drought

Author:  
Jessica Blunden  
NCEI/NOAA

The Drought Monitor focuses on broad-scale conditions. Local conditions may vary. For more information on the Drought Monitor, go to <https://droughtmonitor.unl.edu/About.aspx>



**droughtmonitor.unl.edu**