U.S. Drought Monitor

Pacific

May 14, 2019

(Released Thursday, May. 16, 2019)

Valid 8 a.m. EDT

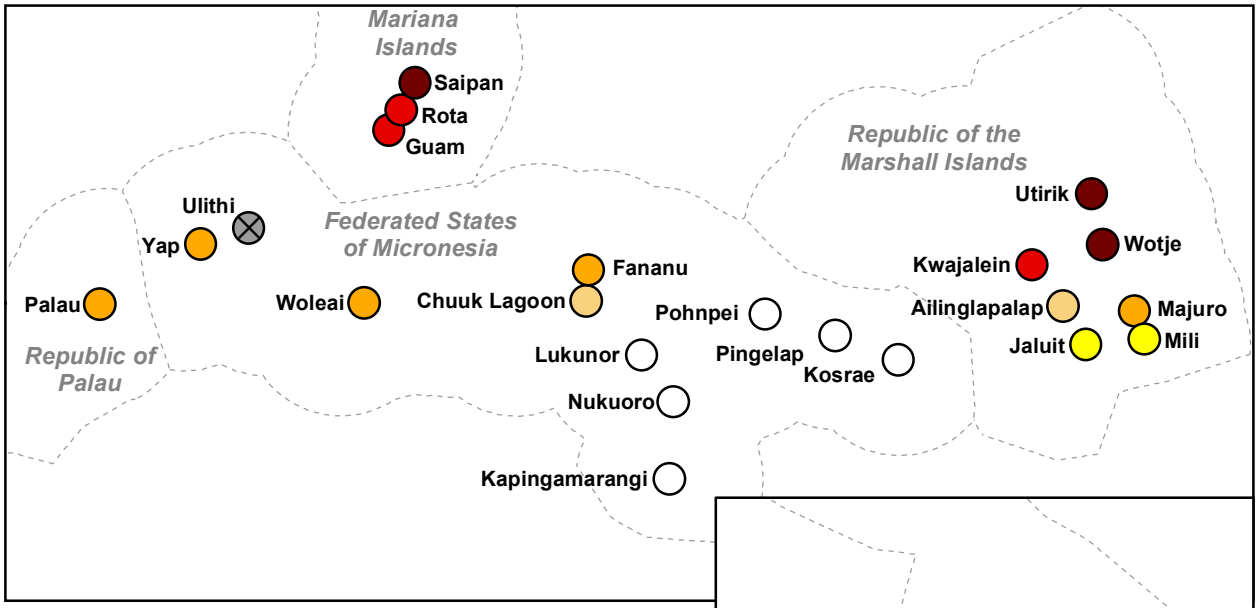

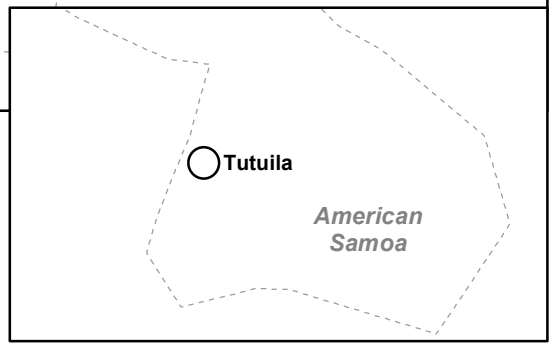

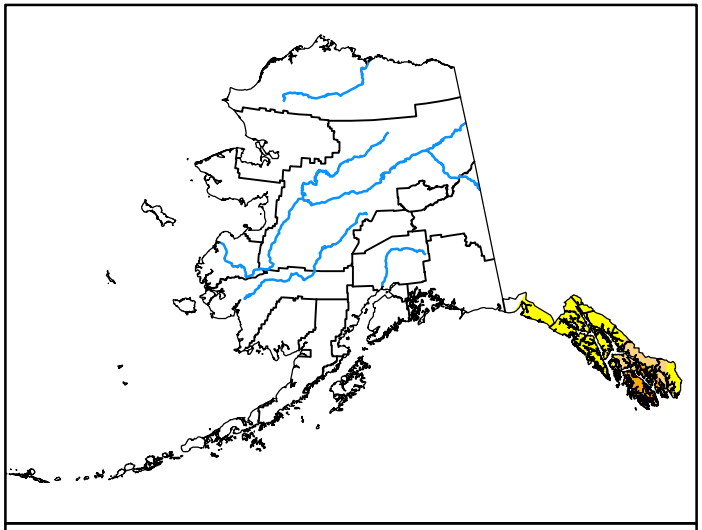



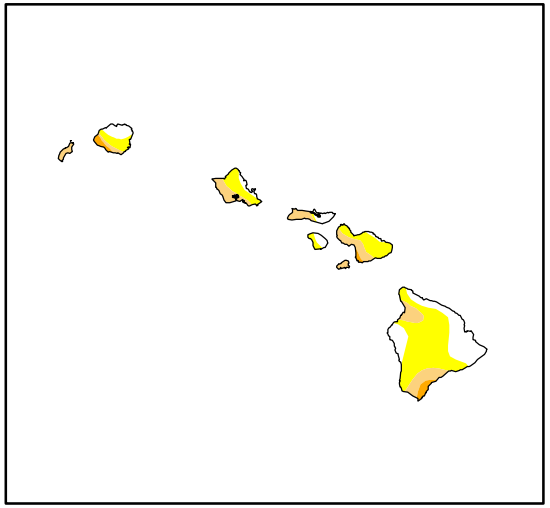

Drought Conditions (Percent Area)

	None	D0	D1	D2	D3	D4
Current	93.46	4.10	1.49	0.95	0.00	0.00
Last Week *05-09-2019*	93.46	4.10	1.49	0.95	0.00	0.00
3 Months Ago *02-14-2019*	93.32	3.60	1.99	1.09	0.00	0.00
Start of Calendar Year *01-03-2019*	93.77	3.86	1.37	1.01	0.00	0.00
Start of Water Year *09-27-2018*	95.65	2.01	0.29	2.04	0.00	0.00
One Year Ago *05-17-2018*	89.42	10.58	0.00	0.00	0.00	0.00

Note: Statistics do not include areas represented by points.

Intensity:

- None
- D0 Abnormally Dry
- D1 Moderate Drought
- D2 Severe Drought
- D3 Extreme Drought
- D4 Exceptional Drought

The Drought Monitor focuses on broad-scale conditions. Local conditions may vary. For more information on the Drought Monitor, go to https://droughtmonitor.unl.edu/About.aspx

U.S. and Puerto Rico Author:
Curtis Riganti
National Drought Mitigation Center

Pacific Islands and Virgin Islands Author:
Curtis Riganti
National Drought Mitigation Center

droughtmonitor.unl.edu