U.S. Drought Monitor

Pacific

November 19, 2019

(Released Thursday, Nov. 21, 2019)

Valid 7 a.m. EST

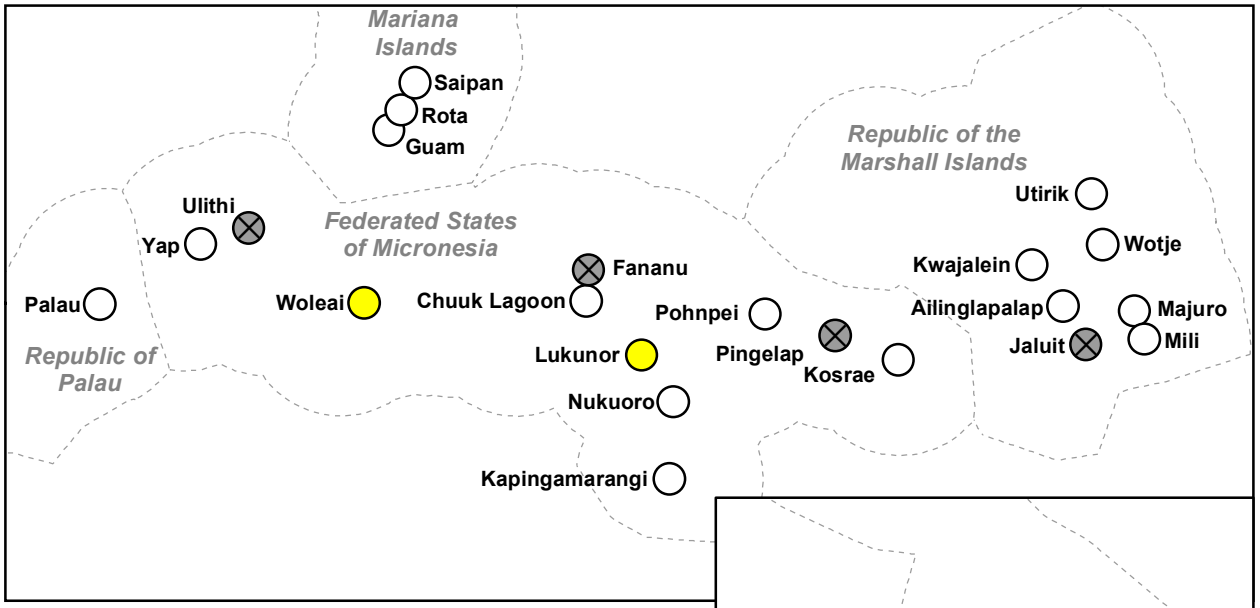

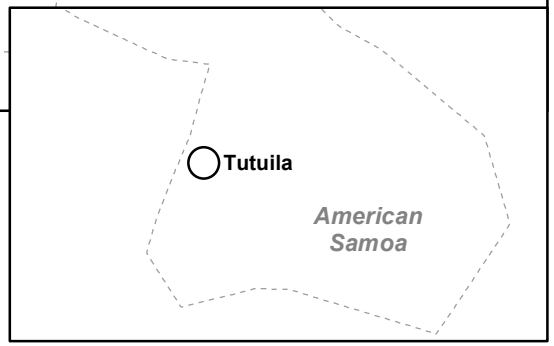

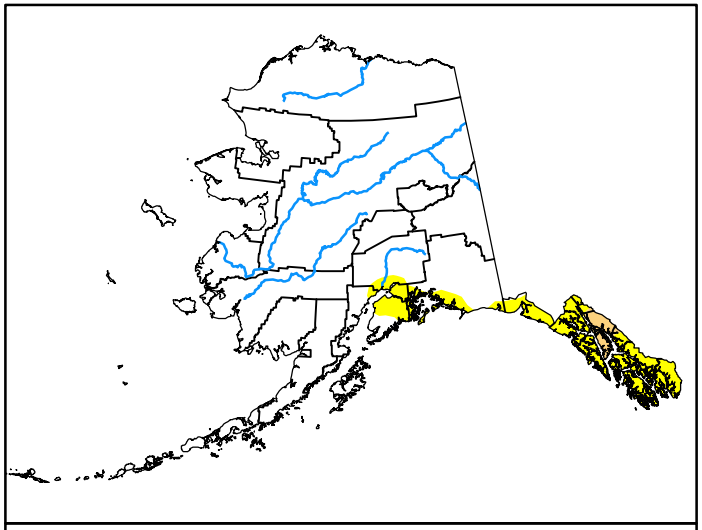



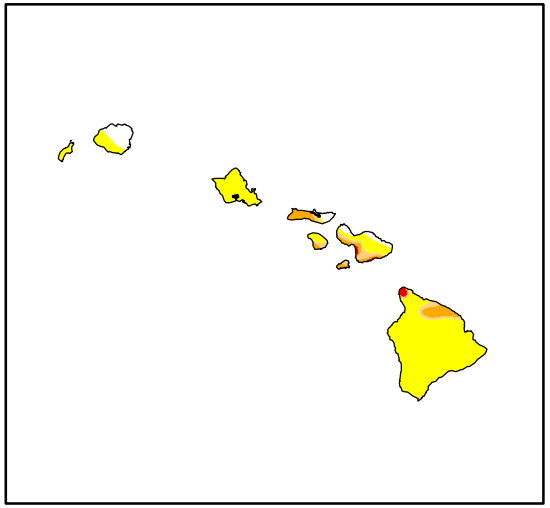

Drought Conditions (Percent Area)

	None	D0	D1	D2	D3	D4
Current	90.28	8.73	0.88	0.09	0.01	0.00
Last Week *11-14-2019*	90.14	5.78	3.98	0.09	0.01	0.00
3 Months Ago *08-22-2019*	66.43	22.30	6.68	3.27	1.32	0.00
Start of Calendar Year *01-03-2019*	93.77	3.86	1.37	1.01	0.00	0.00
Start of Water Year *10-03-2019*	88.36	6.48	3.12	1.16	0.88	0.00
One Year Ago *11-21-2018*	94.23	3.44	0.28	2.05	0.00	0.00

Note: Statistics do not include areas represented by points.

Intensity:

- None
- D0 Abnormally Dry
- D1 Moderate Drought
- D2 Severe Drought
- D3 Extreme Drought
- D4 Exceptional Drought

The Drought Monitor focuses on broad-scale conditions. Local conditions may vary. For more information on the Drought Monitor, go to https://droughtmonitor.unl.edu/About.aspx

U.S. and Puerto Rico Author:
Brad Rippey
U.S. Department of Agriculture

Pacific Islands and Virgin Islands Author:
Brad Rippey
U.S. Department of Agriculture

droughtmonitor.unl.edu