U.S. Drought Monitor

Pacific

December 10, 2019

(Released Thursday, Dec. 12, 2019)

Valid 7 a.m. EST

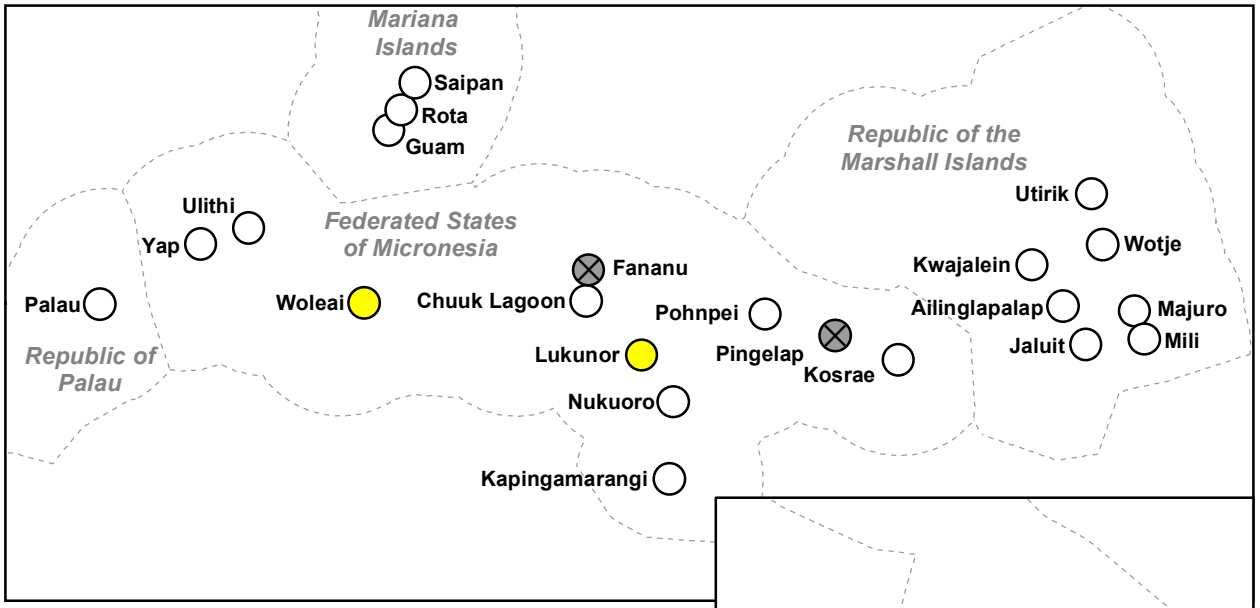

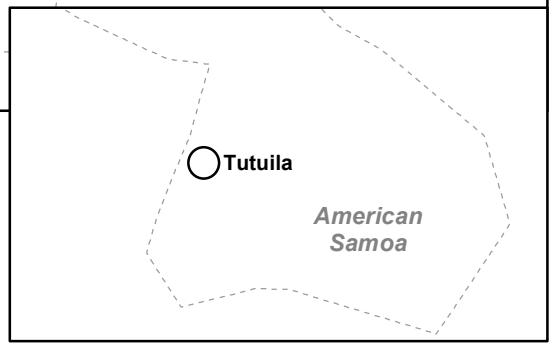

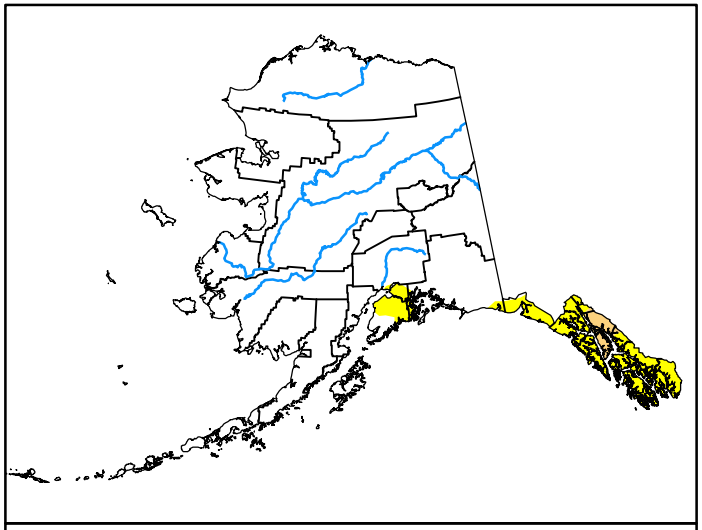



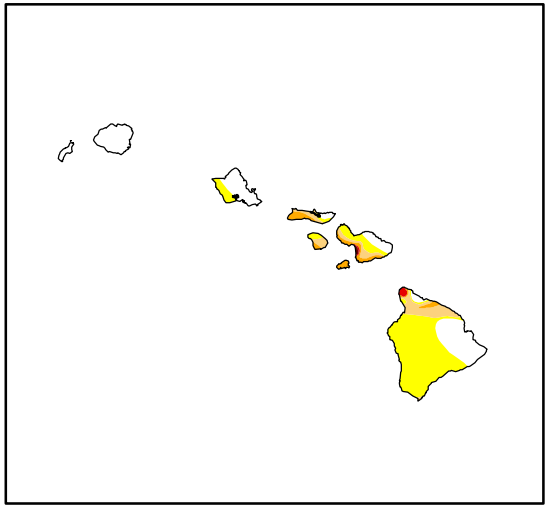

Drought Conditions (Percent Area)

	None	D0	D1	D2	D3	D4
Current	91.87	7.13	0.94	0.06	0.01	0.00
Last Week *12-05-2019*	91.86	7.14	0.92	0.07	0.01	0.00
3 Months Ago *09-12-2019*	70.84	11.32	11.10	5.23	1.50	0.00
Start of Calendar Year *01-03-2019*	93.77	3.86	1.37	1.01	0.00	0.00
Start of Water Year *10-03-2019*	88.36	6.48	3.12	1.16	0.88	0.00
One Year Ago *12-13-2018*	93.79	3.89	0.28	2.05	0.00	0.00

Note: Statistics do not include areas represented by points.

Intensity:

- None
- D0 Abnormally Dry
- D1 Moderate Drought
- D2 Severe Drought
- D3 Extreme Drought
- D4 Exceptional Drought

The Drought Monitor focuses on broad-scale conditions. Local conditions may vary. For more information on the Drought Monitor, go to https://droughtmonitor.unl.edu/About.aspx

U.S. and Puerto Rico Author:
Deborah Bathke
National Drought Mitigation Center

Pacific Islands and Virgin Islands Author:
Deborah Bathke
National Drought Mitigation Center

droughtmonitor.unl.edu