U.S. Drought Monitor

Pacific

February 11, 2020

(Released Thursday, Feb. 13, 2020)

Valid 7 a.m. EST

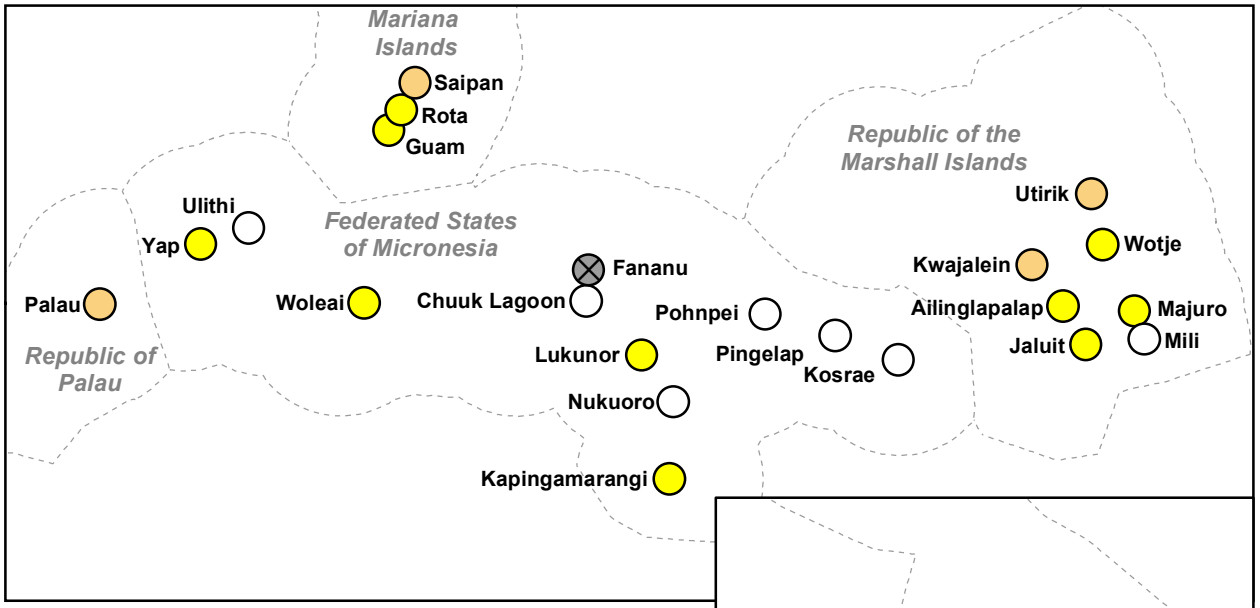

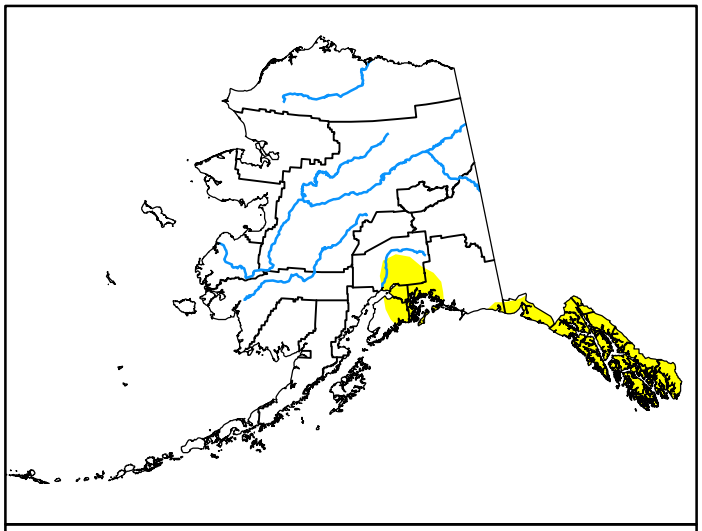



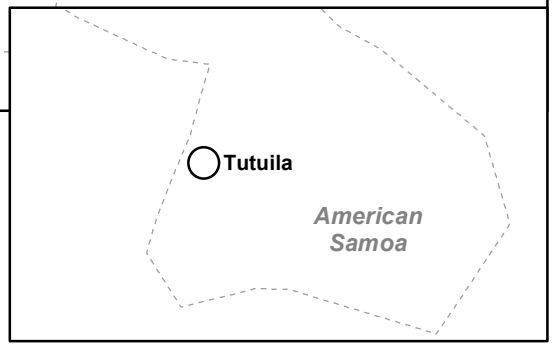

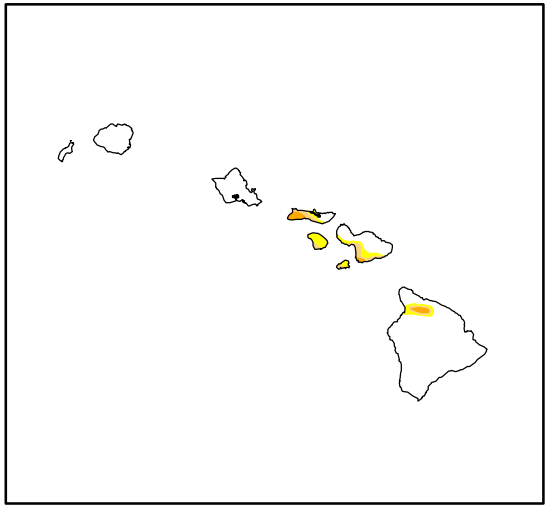

Drought Conditions (Percent Area)

	None	D0	D1	D2	D3	D4
Current	90.27	9.67	0.04	0.03	0.00	0.00
Last Week *02-06-2020*	90.27	9.67	0.04	0.03	0.00	0.00
3 Months Ago *11-14-2019*	90.14	5.78	3.98	0.09	0.01	0.00
Start of Calendar Year *01-02-2020*	92.57	6.42	0.94	0.06	0.01	0.00
Start of Water Year *10-03-2019*	88.36	6.48	3.12	1.16	0.88	0.00
One Year Ago *02-14-2019*	93.32	3.60	1.99	1.09	0.00	0.00

Note: Statistics do not include areas represented by points.

Intensity:

- None
- D0 Abnormally Dry
- D1 Moderate Drought
- D2 Severe Drought
- D3 Extreme Drought
- D4 Exceptional Drought

The Drought Monitor focuses on broad-scale conditions. Local conditions may vary. For more information on the Drought Monitor, go to https://droughtmonitor.unl.edu/About.aspx

U.S. and Puerto Rico Author:
Richard Tinker
CPC/NOAA/NWS/NCEP

Pacific Islands and Virgin Islands Author:
Richard Tinker
CPC/NOAA/NWS/NCEP

droughtmonitor.unl.edu