U.S. Drought Monitor

Pacific

April 21, 2020

(Released Thursday, Apr. 23, 2020)

Valid 8 a.m. EDT

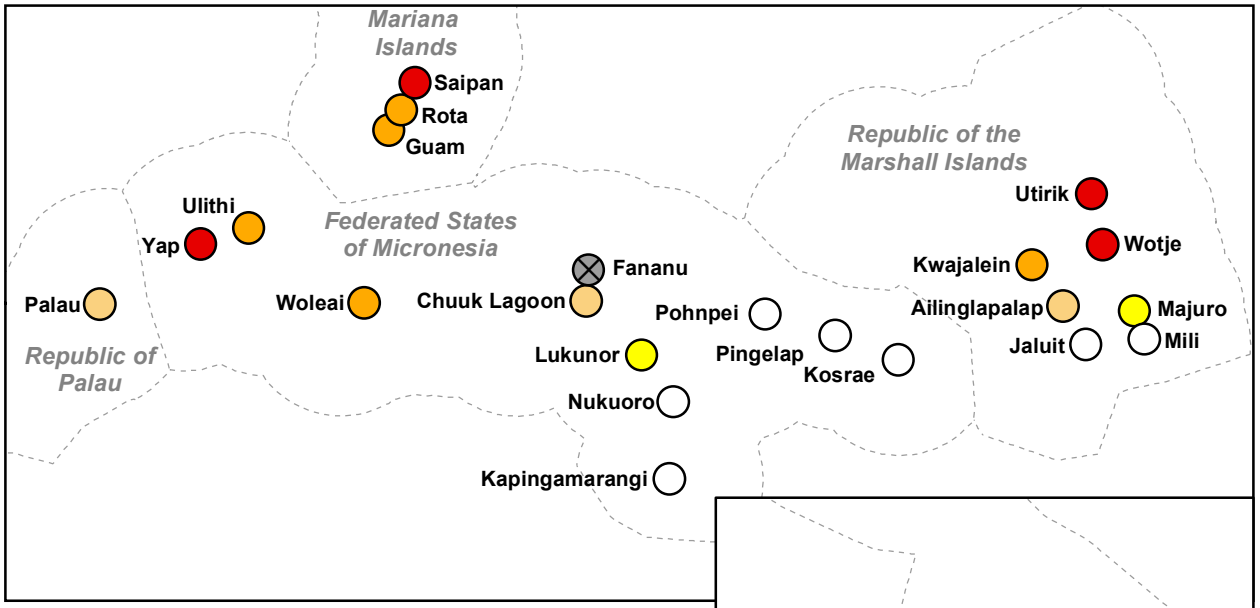

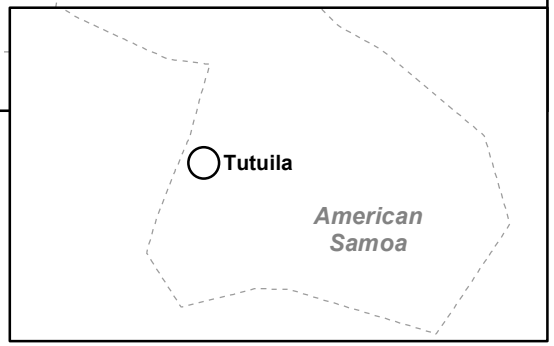

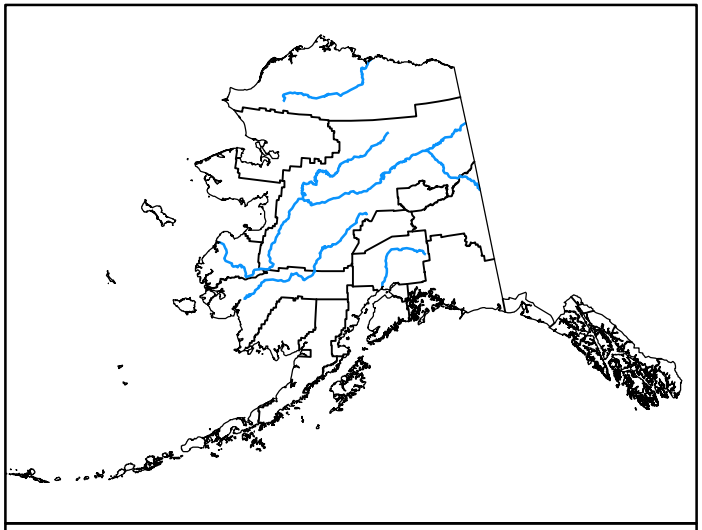



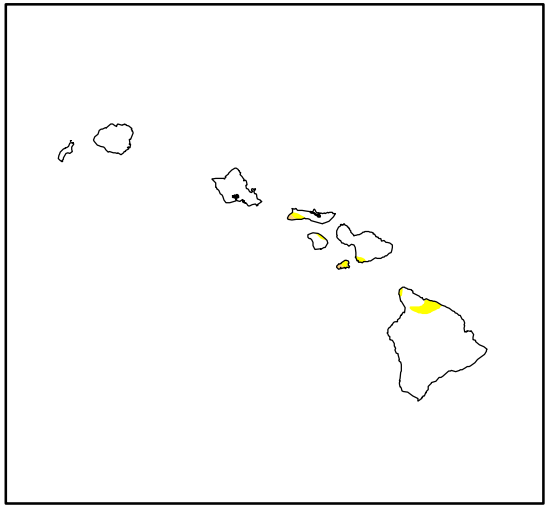

Drought Conditions (Percent Area)

	None	D0-D4	D1-D4	D2-D4	D3-D4	D4
Current	99.94	0.06	0.01	0.00	0.00	0.00
Last Week *04-16-2020*	99.94	0.06	0.01	0.00	0.00	0.00
3 Months Ago *01-23-2020*	93.72	6.28	0.10	0.05	0.00	0.00
Start of Calendar Year *01-02-2020*	92.57	7.43	1.01	0.07	0.01	0.00
Start of Water Year *10-03-2019*	88.36	11.64	5.16	2.05	0.88	0.00
One Year Ago *04-25-2019*	93.38	6.62	4.03	1.91	0.00	0.00

Note: Statistics do not include areas represented by points.

Intensity:

- None
- D0 Abnormally Dry
- D1 Moderate Drought
- D2 Severe Drought
- D3 Extreme Drought
- D4 Exceptional Drought

The Drought Monitor focuses on broad-scale conditions. Local conditions may vary. For more information on the Drought Monitor, go to https://droughtmonitor.unl.edu/About.aspx

U.S. and Puerto Rico Author:
Brian Fuchs
National Drought Mitigation Center

Pacific Islands and Virgin Islands Author:
Brian Fuchs
National Drought Mitigation Center

droughtmonitor.unl.edu