U.S. Drought Monitor

Pacific

May 12, 2020

(Released Thursday, May. 14, 2020)

Valid 8 a.m. EDT

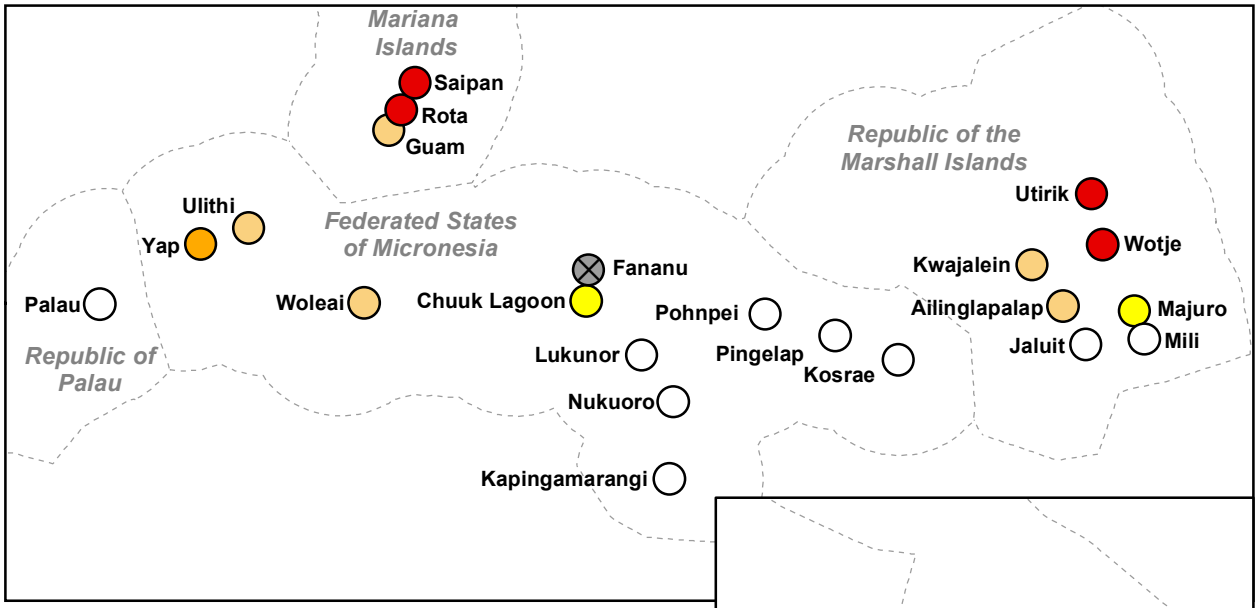

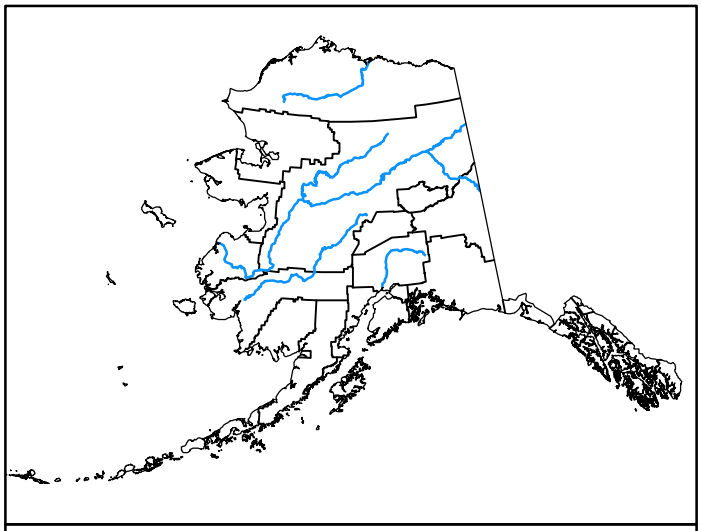



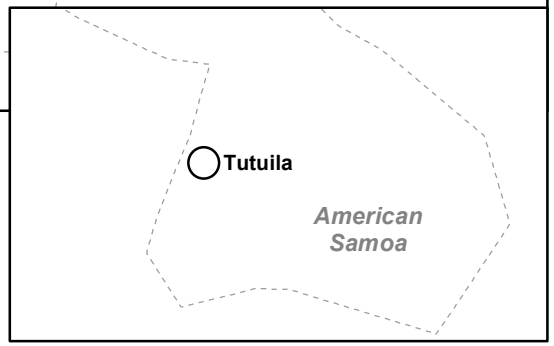

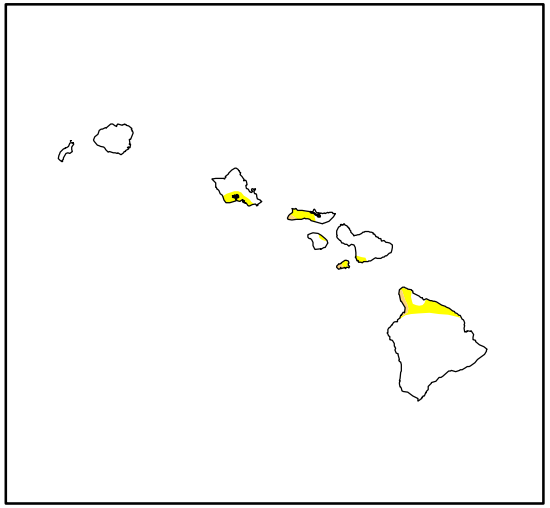

Drought Conditions (Percent Area)

	None	D0-D4	D1-D4	D2-D4	D3-D4	D4
Current	99.86	0.14	0.02	0.00	0.00	0.00
Last Week *05-07-2020*	99.93	0.07	0.01	0.00	0.00	0.00
3 Months Ago *02-13-2020*	90.27	9.73	0.07	0.03	0.00	0.00
Start of Calendar Year *01-02-2020*	92.57	7.43	1.01	0.07	0.01	0.00
Start of Water Year *10-03-2019*	88.36	11.64	5.16	2.05	0.88	0.00
One Year Ago *05-16-2019*	93.46	6.54	2.44	0.95	0.00	0.00

Note: Statistics do not include areas represented by points.

Intensity:

- None
- D0 Abnormally Dry
- D1 Moderate Drought
- D2 Severe Drought
- D3 Extreme Drought
- D4 Exceptional Drought

The Drought Monitor focuses on broad-scale conditions. Local conditions may vary. For more information on the Drought Monitor, go to https://droughtmonitor.unl.edu/About.aspx

U.S. and Puerto Rico Author:
Richard Tinker
CPC/NOAA/NWS/NCEP

Pacific Islands and Virgin Islands Author:
Richard Tinker
CPC/NOAA/NWS/NCEP

droughtmonitor.unl.edu