U.S. Drought Monitor

Pacific

June 2, 2020

(Released Thursday, Jun. 4, 2020)

Valid 8 a.m. EDT

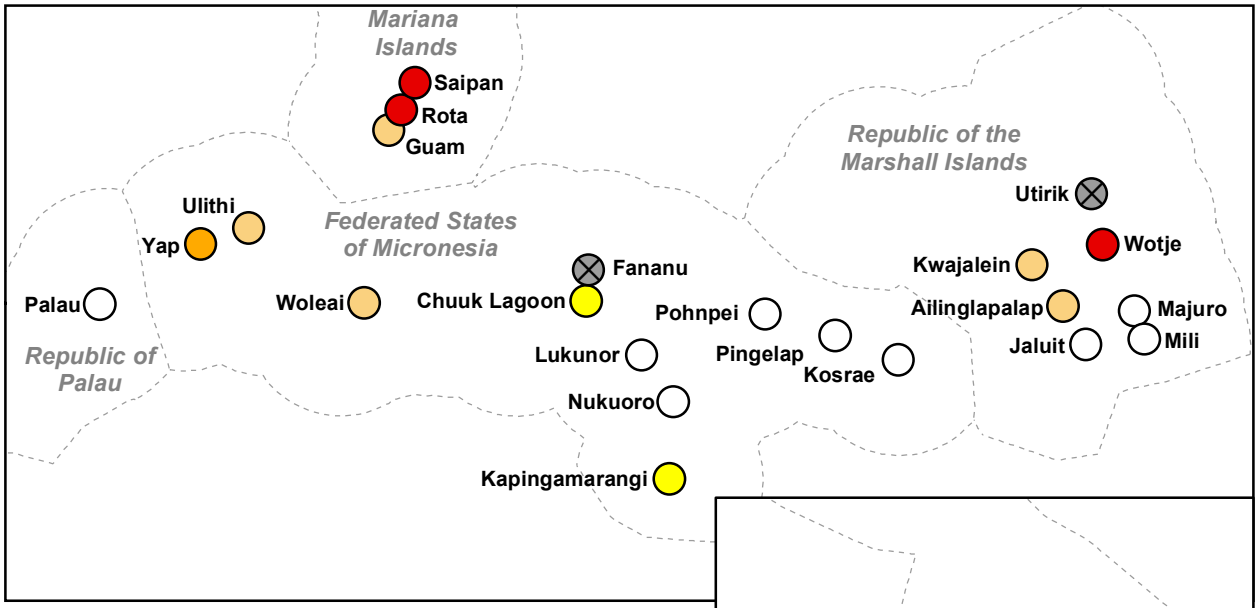

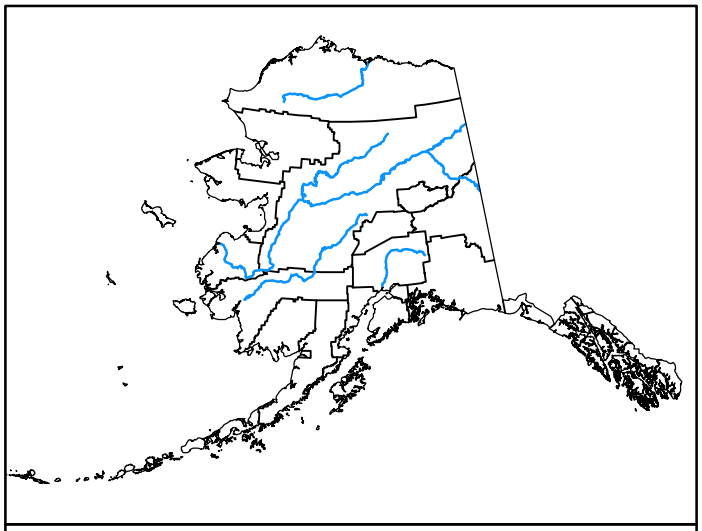



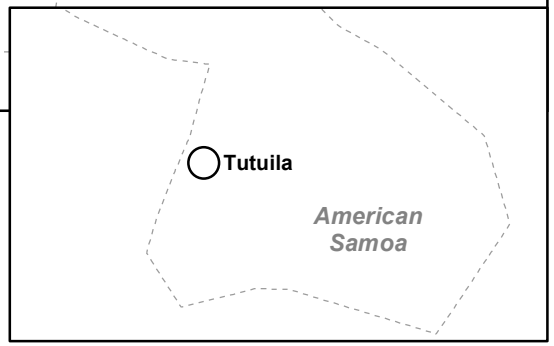

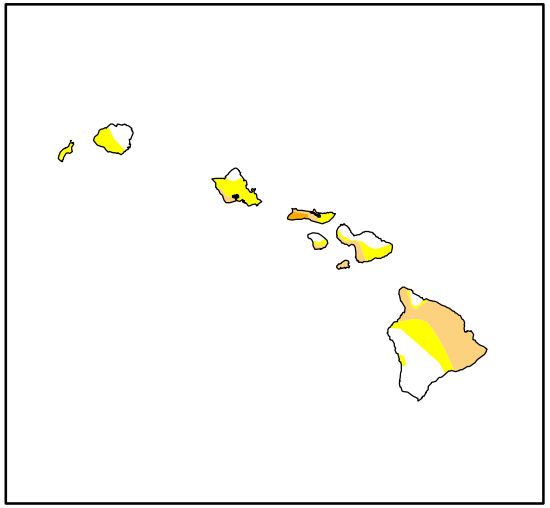

Drought Conditions (Percent Area)

	None	D0-D4	D1-D4	D2-D4	D3-D4	D4
Current	99.29	0.71	0.36	0.01	0.00	0.00
Last Week *05-28-2020*	99.01	0.99	0.07	0.01	0.00	0.00
3 Months Ago *03-05-2020*	93.80	6.20	0.03	0.01	0.00	0.00
Start of Calendar Year *01-02-2020*	92.57	7.43	1.01	0.07	0.01	0.00
Start of Water Year *10-03-2019*	88.36	11.64	5.16	2.05	0.88	0.00
One Year Ago *06-06-2019*	93.24	6.76	3.35	1.68	0.87	0.00

Note: Statistics do not include areas represented by points.

Intensity:

- None
- D0 Abnormally Dry
- D1 Moderate Drought
- D2 Severe Drought
- D3 Extreme Drought
- D4 Exceptional Drought

The Drought Monitor focuses on broad-scale conditions. Local conditions may vary. For more information on the Drought Monitor, go to https://droughtmonitor.unl.edu/About.aspx

U.S. and Puerto Rico Author:
Curtis Riganti
National Drought Mitigation Center

Pacific Islands and Virgin Islands Author:
Curtis Riganti
National Drought Mitigation Center

droughtmonitor.unl.edu