U.S. Drought Monitor

Pacific

July 21, 2020

(Released Thursday, Jul. 23, 2020)

Valid 8 a.m. EDT

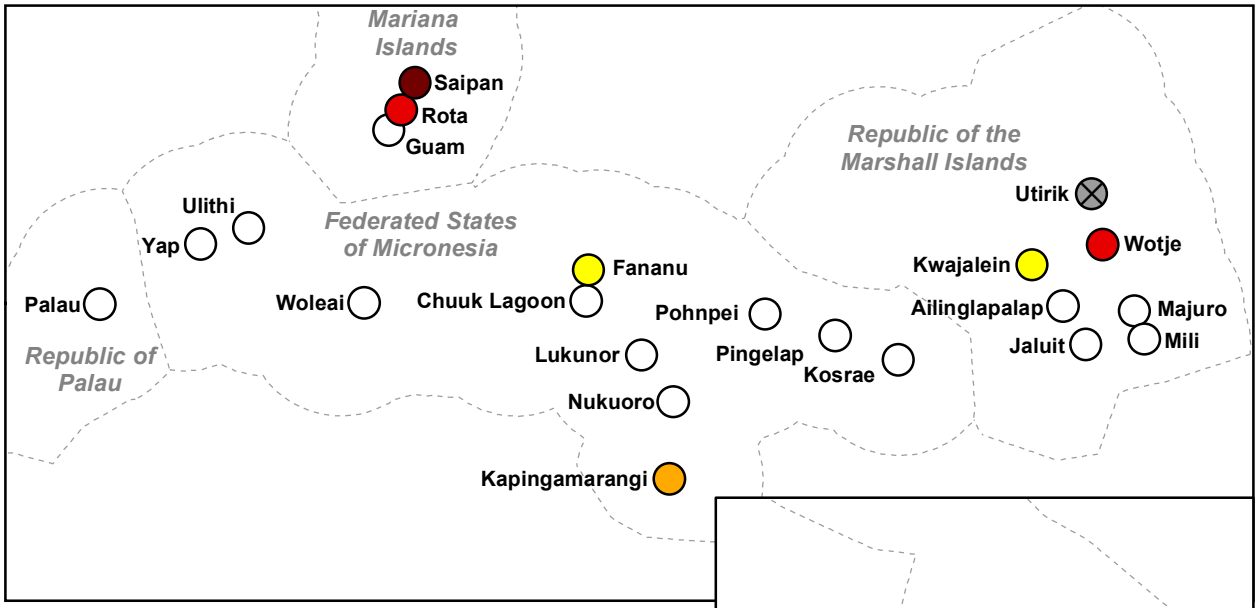

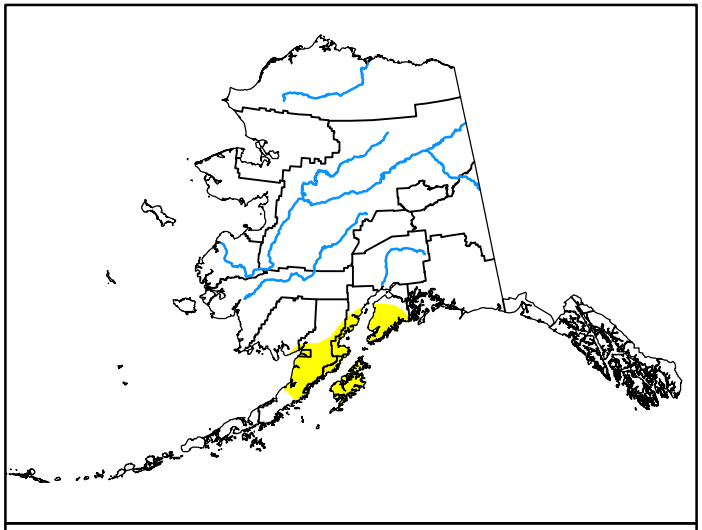

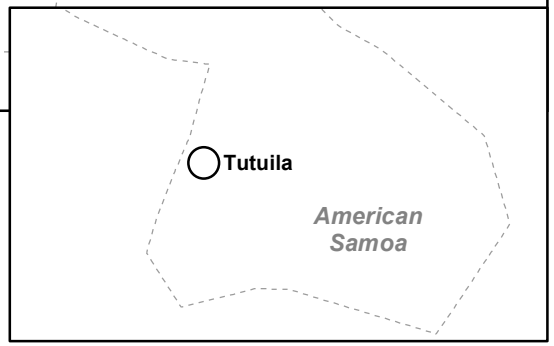

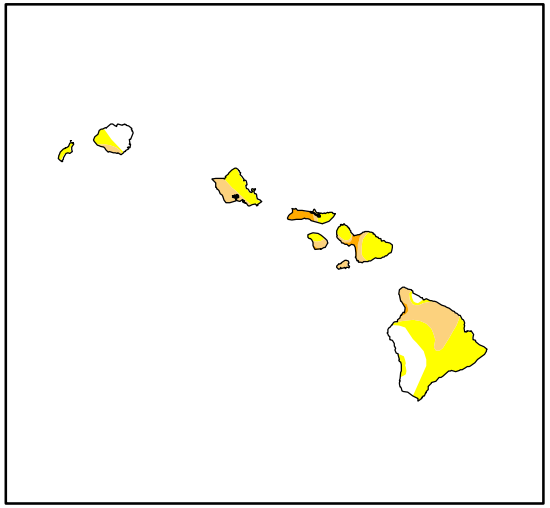

Drought Conditions (Percent Area)

	None	D0	D1	D2	D3	D4
Current	93.96	5.73	0.27	0.04	0.00	0.00
Last Week *07-16-2020*	94.03	5.67	0.27	0.03	0.00	0.00
3 Months Ago *04-23-2020*	99.94	0.05	0.01	0.00	0.00	0.00
Start of Calendar Year *01-02-2020*	92.57	6.42	0.94	0.06	0.01	0.00
Start of Water Year *10-03-2019*	88.36	6.48	3.12	1.16	0.88	0.00
One Year Ago *07-25-2019*	30.37	45.11	18.75	4.89	0.88	0.00

Note: Statistics do not include areas represented by points.

Intensity:

- None
- D0 Abnormally Dry
- D1 Moderate Drought
- D2 Severe Drought
- D3 Extreme Drought
- D4 Exceptional Drought

The Drought Monitor focuses on broad-scale conditions. Local conditions may vary. For more information on the Drought Monitor, go to https://droughtmonitor.unl.edu/About.aspx

U.S. and Puerto Rico Author:
Richard Heim
NCEI/NOAA

Pacific Islands and Virgin Islands Author:
Richard Heim
NCEI/NOAA

droughtmonitor.unl.edu