U.S. Drought Monitor

Pacific

October 20, 2020

(Released Thursday, Oct. 22, 2020)

Valid 8 a.m. EDT

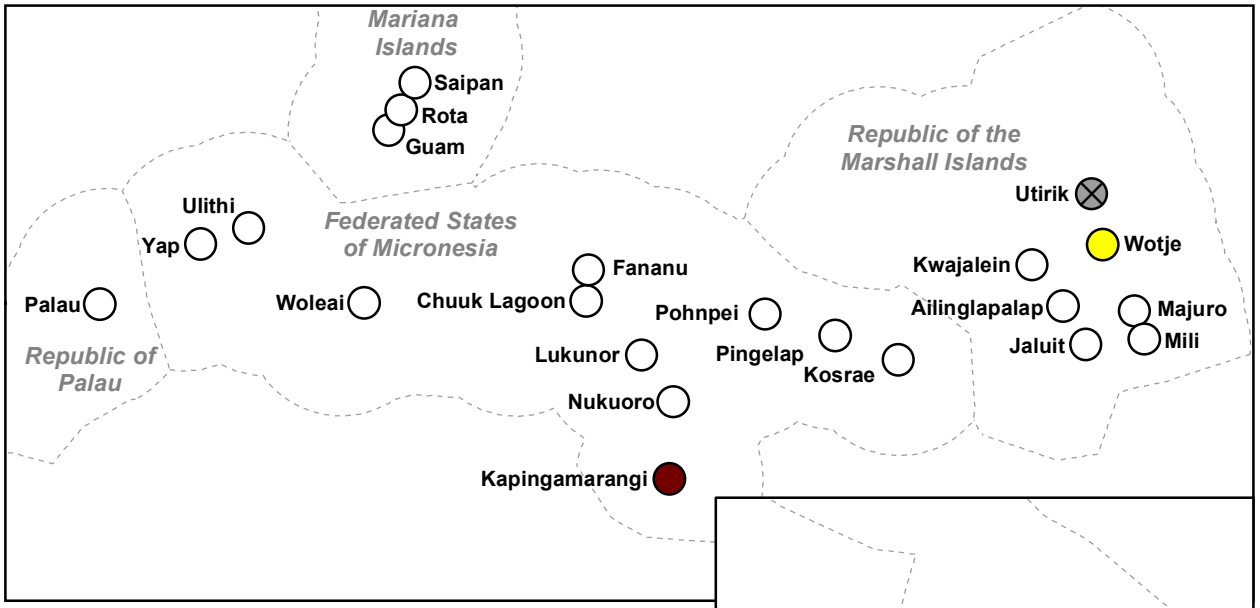

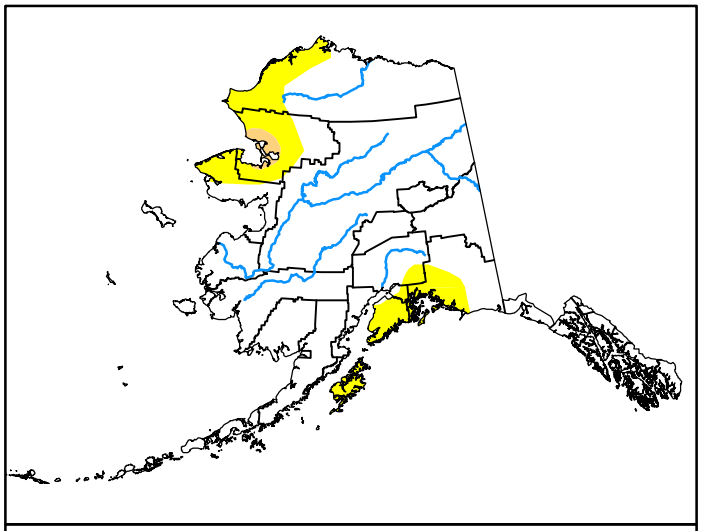



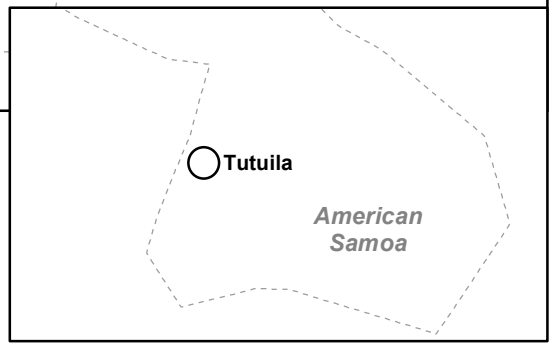

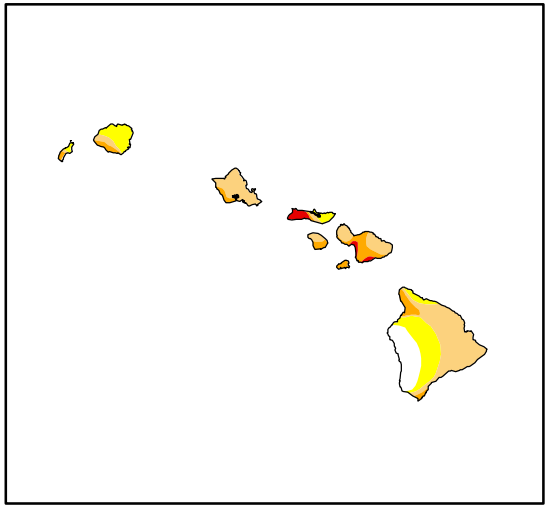

Drought Conditions (Percent Area)

	None	D0-D4	D1-D4	D2-D4	D3-D4	D4
Current	84.74	15.26	1.49	0.16	0.03	0.00
Last Week *10-15-2020*	84.74	15.26	1.32	0.16	0.02	0.00
3 Months Ago *07-23-2020*	93.96	6.04	0.32	0.04	0.00	0.00
Start of Calendar Year *01-02-2020*	92.57	7.43	1.01	0.07	0.01	0.00
Start of Water Year *10-01-2020*	77.16	22.84	1.20	0.14	0.02	0.00
One Year Ago *10-24-2019*	89.11	10.89	4.90	2.07	0.01	0.00

Note: Statistics do not include areas represented by points.

Intensity:

- None
- D0 Abnormally Dry
- D1 Moderate Drought
- D2 Severe Drought
- D3 Extreme Drought
- D4 Exceptional Drought

The Drought Monitor focuses on broad-scale conditions. Local conditions may vary. For more information on the Drought Monitor, go to https://droughtmonitor.unl.edu/About.aspx

U.S. and Puerto Rico Author:
Curtis Riganti
National Drought Mitigation Center

Pacific Islands and Virgin Islands Author:
Curtis Riganti
National Drought Mitigation Center

droughtmonitor.unl.edu