U.S. Drought Monitor

Pacific

January 19, 2021

(Released Thursday, Jan. 21, 2021)

Valid 7 a.m. EST

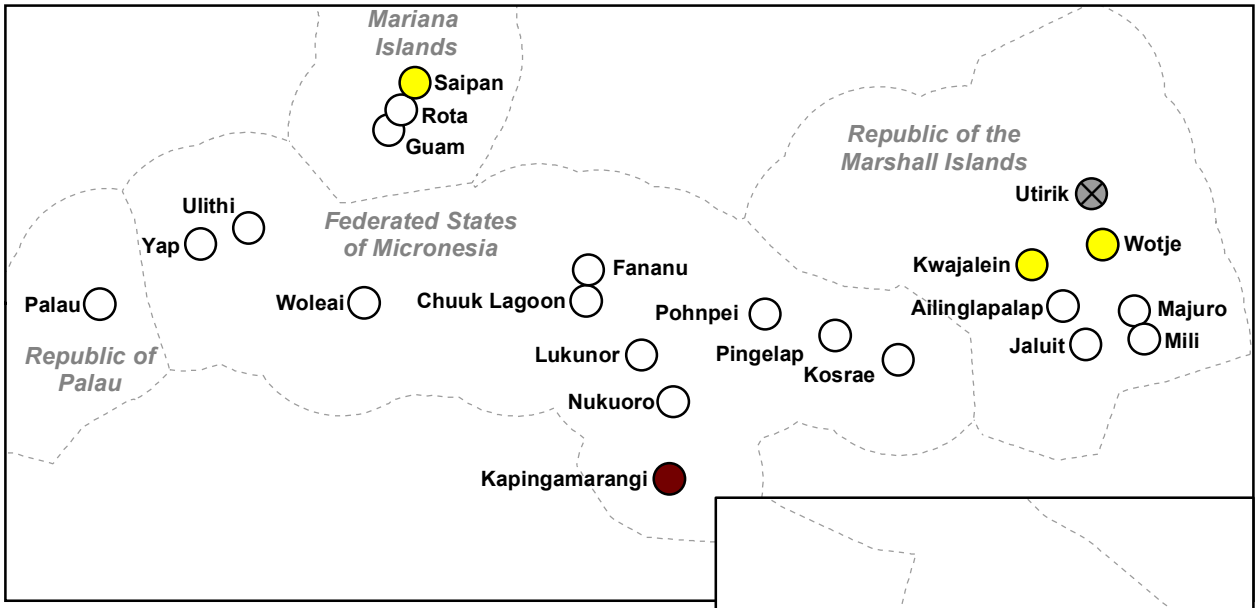

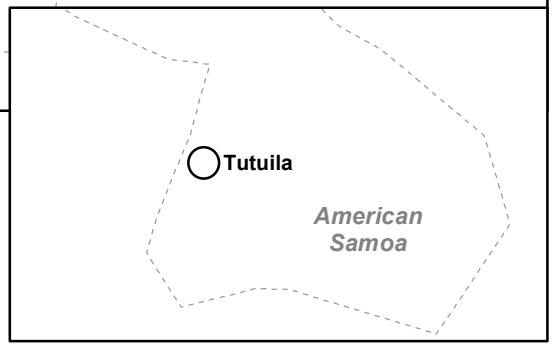

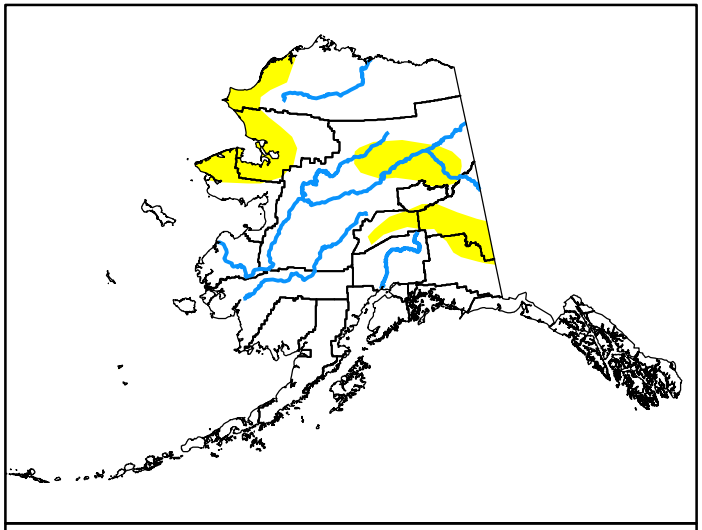



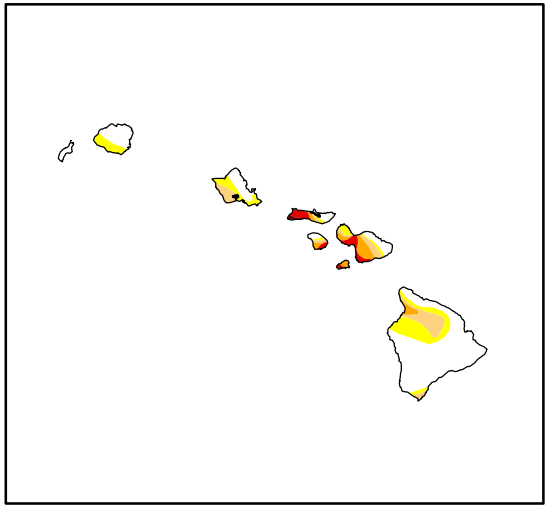

Drought Conditions (Percent Area)

	None	D0	D1	D2	D3	D4
Current	83.75	16.02	0.12	0.06	0.04	0.00
Last Week *01-14-2021*	83.75	16.02	0.12	0.06	0.04	0.00
3 Months Ago *10-22-2020*	84.74	13.77	1.33	0.13	0.03	0.00
Start of Calendar Year *12-31-2020*	91.14	8.65	0.10	0.08	0.03	0.00
Start of Water Year *10-01-2020*	77.16	21.64	1.06	0.12	0.02	0.00
One Year Ago *01-23-2020*	93.72	6.18	0.05	0.05	0.00	0.00

Note: Statistics do not include areas represented by points.

Intensity:

- None
- D0 Abnormally Dry
- D1 Moderate Drought
- D2 Severe Drought
- D3 Extreme Drought
- D4 Exceptional Drought

The Drought Monitor focuses on broad-scale conditions. Local conditions may vary. For more information on the Drought Monitor, go to https://droughtmonitor.unl.edu/About.aspx

U.S. and Puerto Rico Author:
Richard Tinker
CPC/NOAA/NWS/NCEP

Pacific Islands and Virgin Islands Author:
Richard Tinker
CPC/NOAA/NWS/NCEP

droughtmonitor.unl.edu