U.S. Drought Monitor

Pacific

February 23, 2021

(Released Thursday, Feb. 25, 2021)

Valid 7 a.m. EST

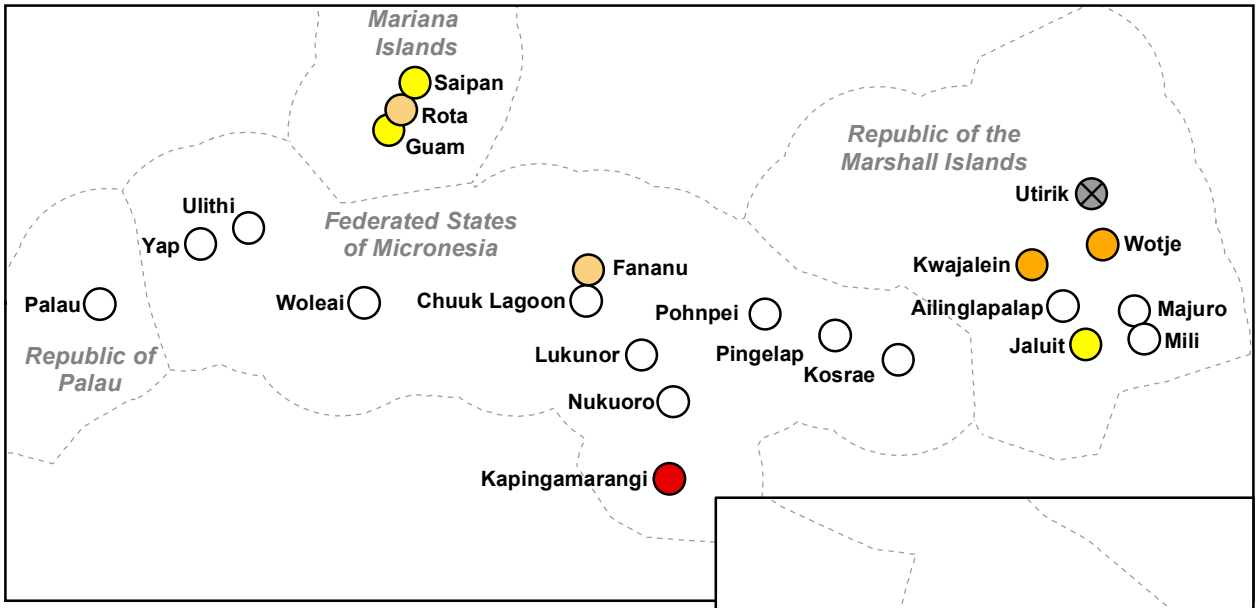

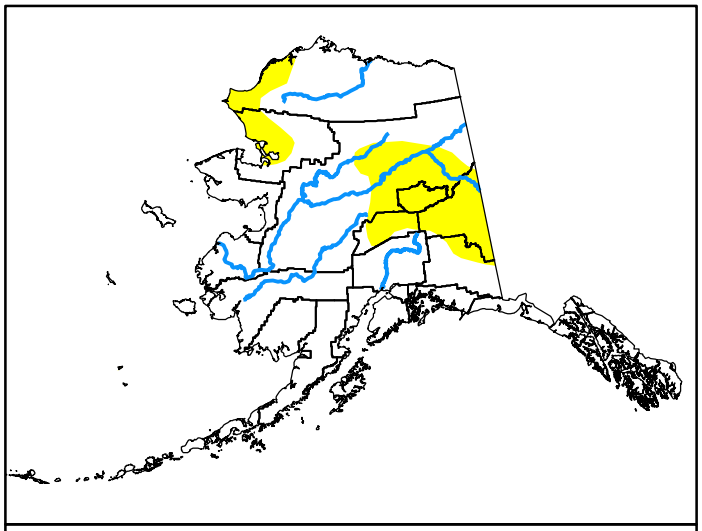



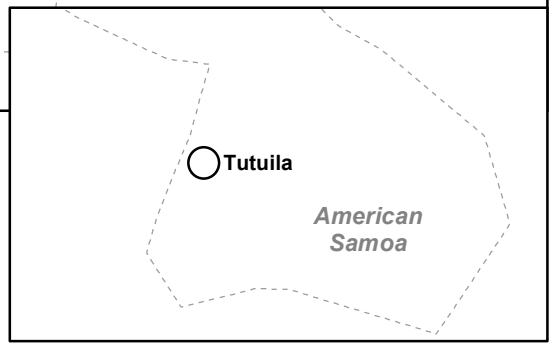

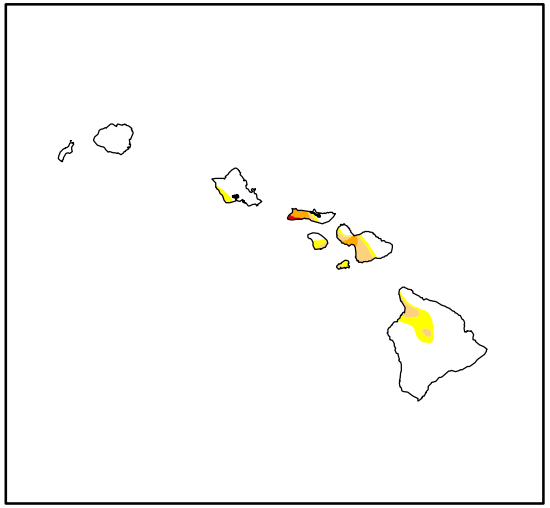

Drought Conditions (Percent Area)

	None	D0-D4	D1-D4	D2-D4	D3-D4	D4
Current	-	-	-	-	-	-
Last Week *02-18-2021*	-	-	-	-	-	-
3 Months Ago *11-26-2020*	88.28	11.72	0.30	0.20	0.04	0.00
Start of Calendar Year *12-31-2020*	91.14	8.86	0.21	0.10	0.03	0.00
Start of Water Year *10-01-2020*	77.16	22.84	1.20	0.14	0.02	0.00
One Year Ago *02-27-2020*	93.80	6.20	0.03	0.01	0.00	0.00

Note: Statistics do not include areas represented by points.

Intensity:

- None
- D0 Abnormally Dry
- D1 Moderate Drought
- D2 Severe Drought
- D3 Extreme Drought
- D4 Exceptional Drought

The Drought Monitor focuses on broad-scale conditions. Local conditions may vary. For more information on the Drought Monitor, go to https://droughtmonitor.unl.edu/About.aspx

U.S. and Puerto Rico Author:
David Miskus
NOAA/NWS/NCEP/CPC

Pacific Islands and Virgin Islands Author:
David Miskus
NOAA/NWS/NCEP/CPC

droughtmonitor.unl.edu