U.S. Drought Monitor

Pacific

June 15, 2021

(Released Thursday, Jun. 17, 2021)

Valid 8 a.m. EDT

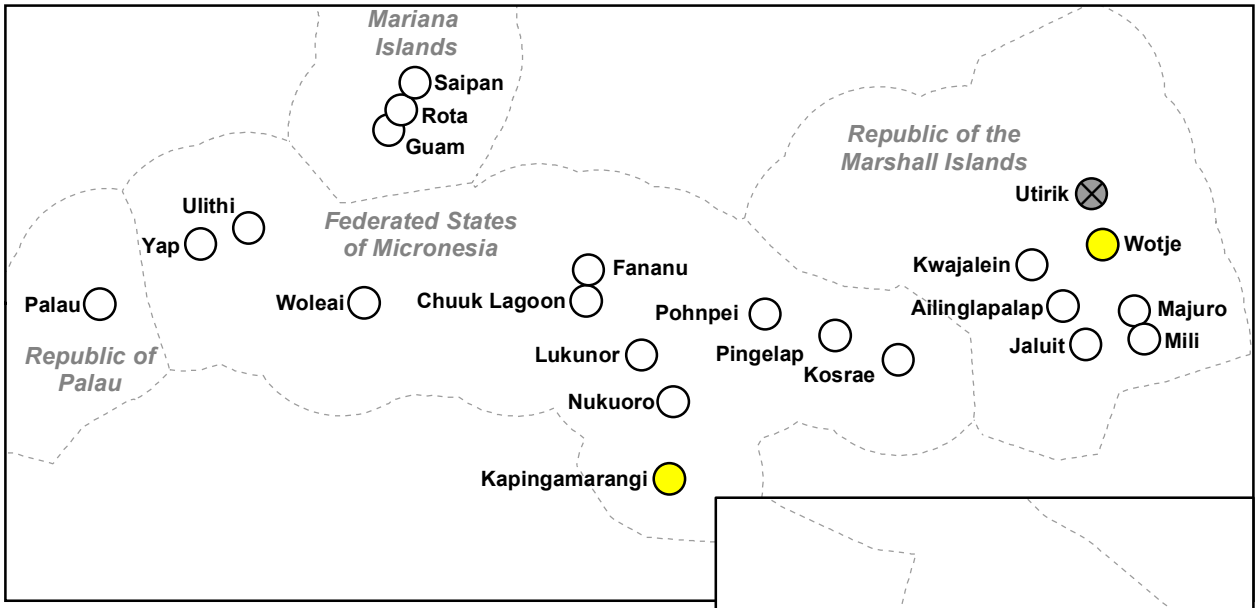

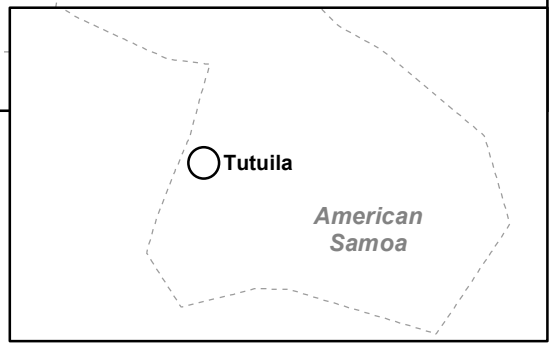

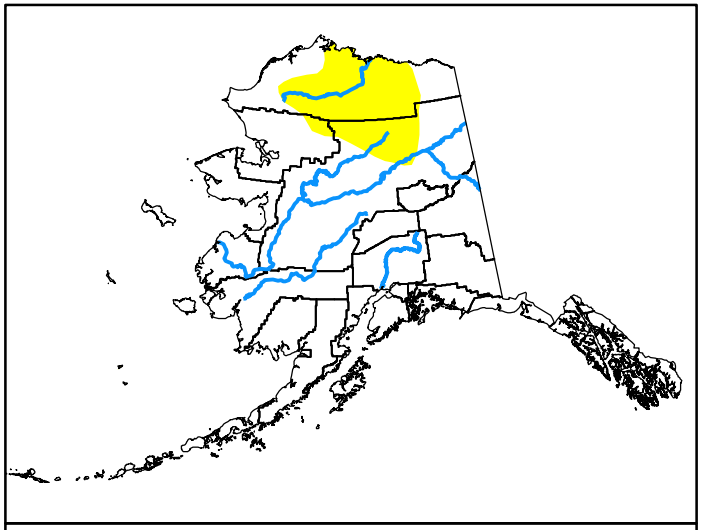

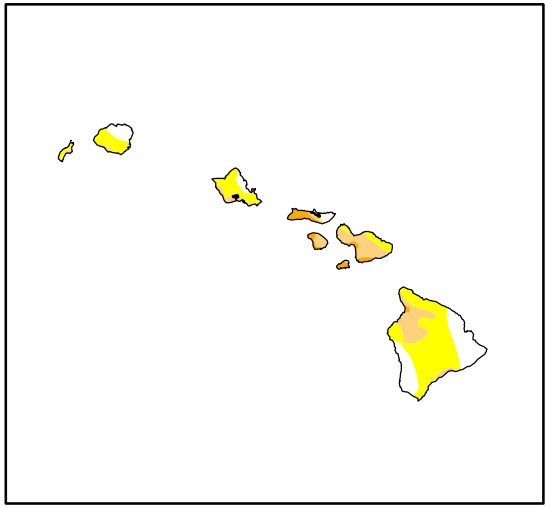

Drought Conditions (Percent Area)

	None	D0-D4	D1-D4	D2-D4	D3-D4	D4
Current	85.26	14.74	0.28	0.05	0.00	0.00
Last Week *06-08-2021*	85.34	14.66	0.15	0.02	0.00	0.00
3 Months Ago *03-16-2021*	65.49	34.51	0.11	0.02	0.00	0.00
Start of Calendar Year *12-29-2020*	91.14	8.86	0.21	0.10	0.03	0.00
Start of Water Year *09-29-2020*	77.16	22.84	1.20	0.14	0.02	0.00
One Year Ago *06-16-2020*	99.29	0.71	0.21	0.03	0.00	0.00

Note: Statistics do not include areas represented by points.

Intensity:

- None
- D0 Abnormally Dry
- D1 Moderate Drought
- D2 Severe Drought
- D3 Extreme Drought
- D4 Exceptional Drought

The Drought Monitor focuses on broad-scale conditions. Local conditions may vary. For more information on the Drought Monitor, go to https://droughtmonitor.unl.edu/About.aspx

U.S. and Puerto Rico Author:
Curtis Riganti
National Drought Mitigation Center

Pacific Islands and Virgin Islands Author:
Curtis Riganti
National Drought Mitigation Center

droughtmonitor.unl.edu