U.S. Drought Monitor

Pacific

August 3, 2021

(Released Thursday, Aug. 5, 2021)

Valid 8 a.m. EDT

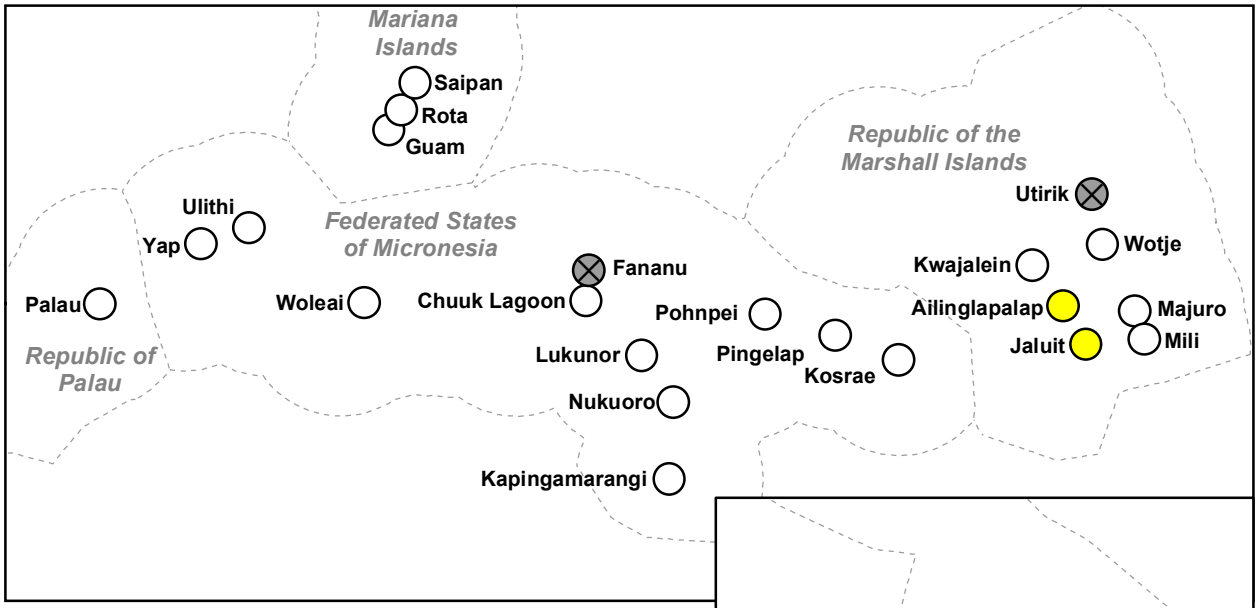

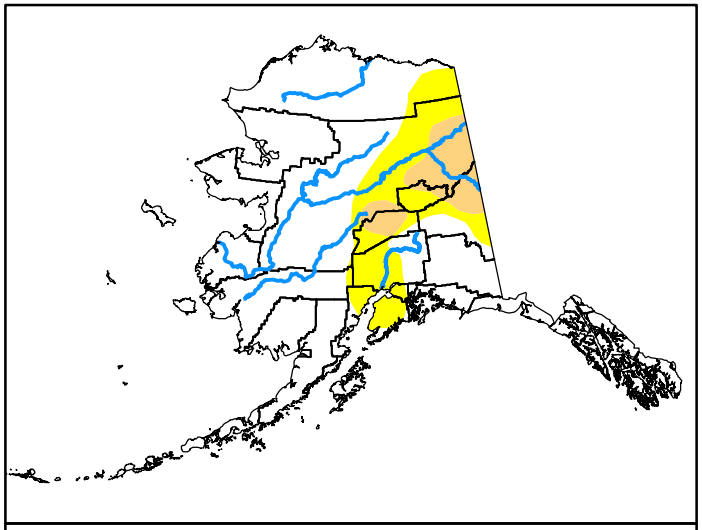

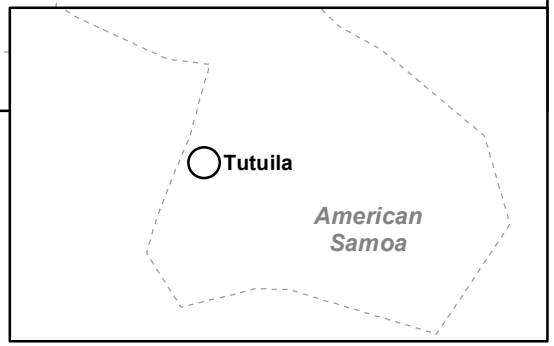

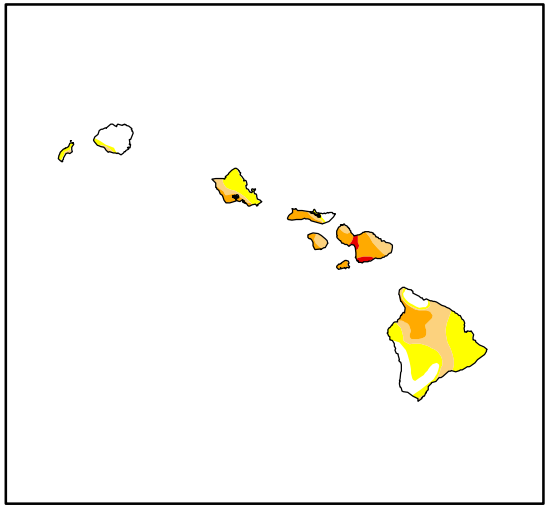

Drought Conditions (Percent Area)

	None	D0	D1	D2	D3	D4
Current	75.93	16.14	7.70	0.20	0.02	0.00
Last Week *07-27-2021*	71.39	22.23	6.16	0.21	0.01	0.00
3 Months Ago *05-04-2021*	78.64	21.34	0.02	0.00	0.00	0.00
Start of Calendar Year *12-29-2020*	91.14	8.65	0.10	0.08	0.03	0.00
Start of Water Year *09-29-2020*	77.16	21.64	1.06	0.12	0.02	0.00
One Year Ago *08-04-2020*	91.75	8.12	0.11	0.03	0.00	0.00

Note: Statistics do not include areas represented by points.

Intensity:

- None
- D0 Abnormally Dry
- D1 Moderate Drought
- D2 Severe Drought
- D3 Extreme Drought
- D4 Exceptional Drought

The Drought Monitor focuses on broad-scale conditions. Local conditions may vary. For more information on the Drought Monitor, go to https://droughtmonitor.unl.edu/About.aspx

U.S. and Puerto Rico Author:
Richard Tinker
CPC/NOAA/NWS/NCEP

Pacific Islands and Virgin Islands Author:
Richard Tinker
CPC/NOAA/NWS/NCEP

droughtmonitor.unl.edu