U.S. Drought Monitor

Pacific

August 31, 2021

(Released Thursday, Sep. 2, 2021)

Valid 8 a.m. EDT

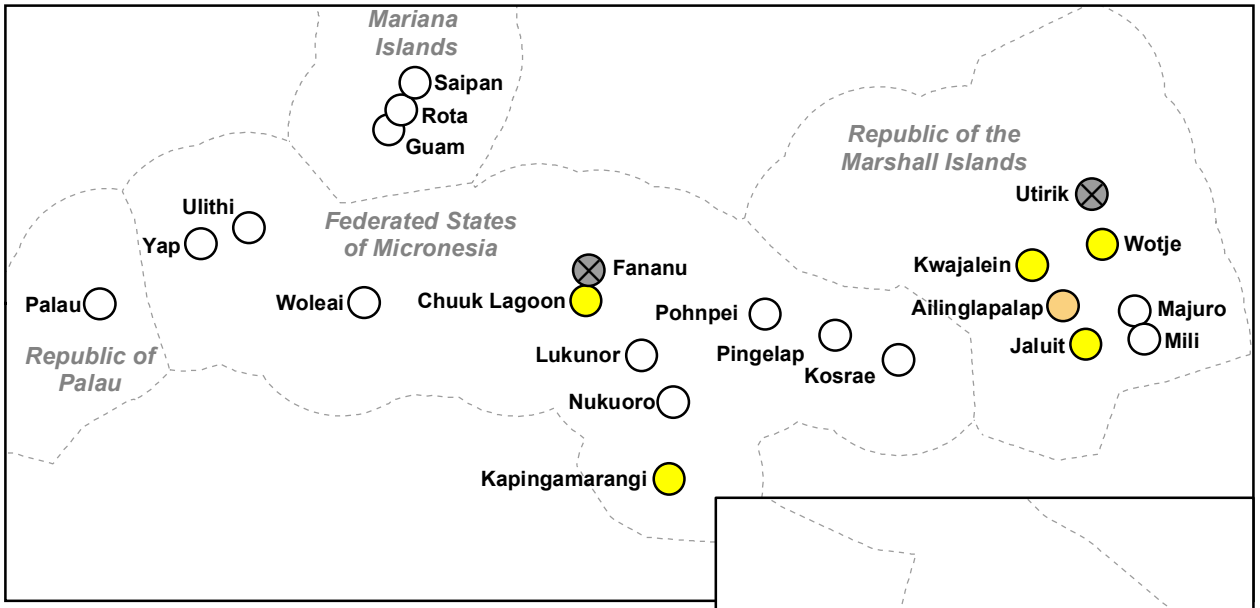

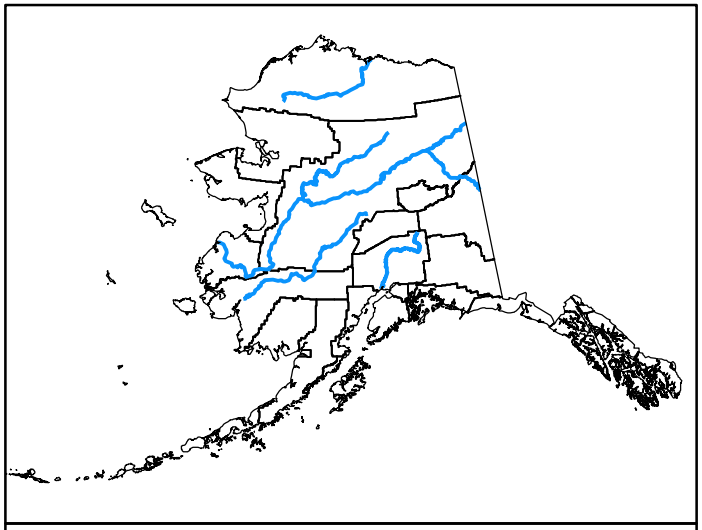



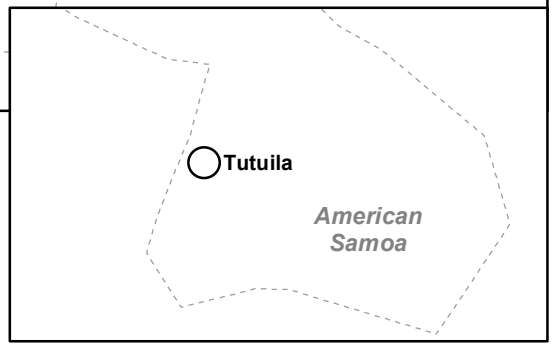

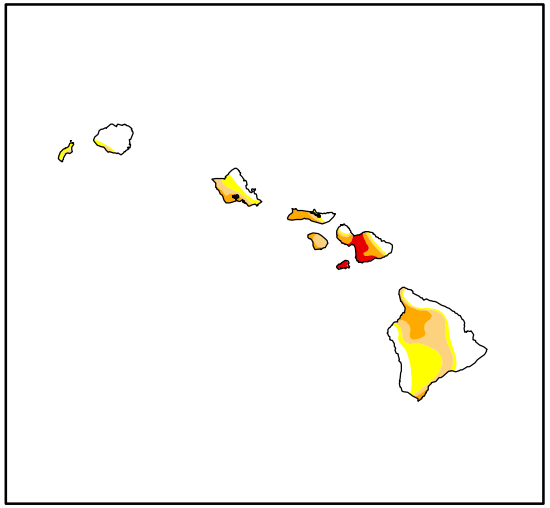

Drought Conditions (Percent Area)

	None	D0	D1	D2	D3	D4
Current	99.33	0.24	0.22	0.16	0.05	0.00
Last Week *08-24-2021*	86.68	12.89	0.22	0.17	0.05	0.00
3 Months Ago *06-01-2021*	78.79	21.13	0.07	0.00	0.00	0.00
Start of Calendar Year *12-29-2020*	91.14	8.65	0.10	0.08	0.03	0.00
Start of Water Year *09-29-2020*	77.16	21.64	1.06	0.12	0.02	0.00
One Year Ago *09-01-2020*	65.06	32.83	2.05	0.06	0.00	0.00

Note: Statistics do not include areas represented by points.

Intensity:

- None
- D0 Abnormally Dry
- D1 Moderate Drought
- D2 Severe Drought
- D3 Extreme Drought
- D4 Exceptional Drought

The Drought Monitor focuses on broad-scale conditions. Local conditions may vary. For more information on the Drought Monitor, go to https://droughtmonitor.unl.edu/About.aspx

U.S. and Puerto Rico Author:
David Simeral
Western Regional Climate Center

Pacific Islands and Virgin Islands Author:
David Simeral
Western Regional Climate Center

droughtmonitor.unl.edu