U.S. Drought Monitor

Pacific

October 12, 2021

(Released Thursday, Oct. 14, 2021)

Valid 8 a.m. EDT

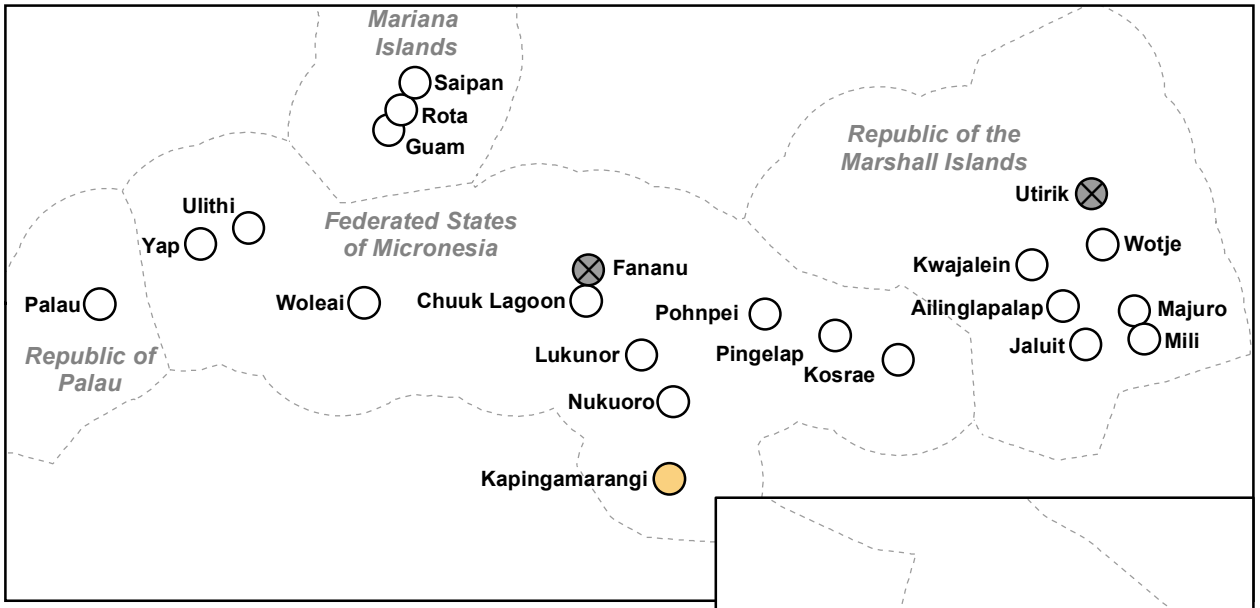

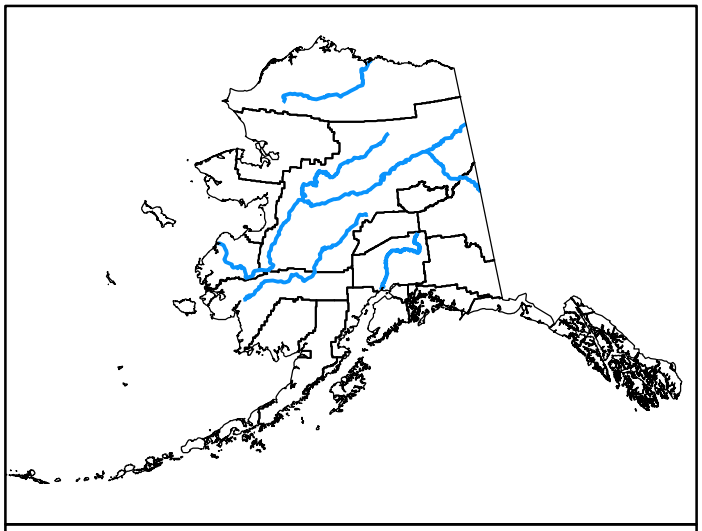



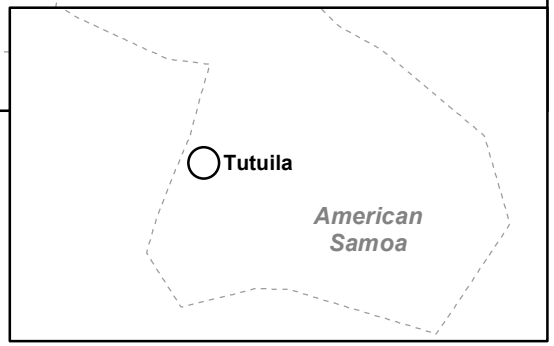

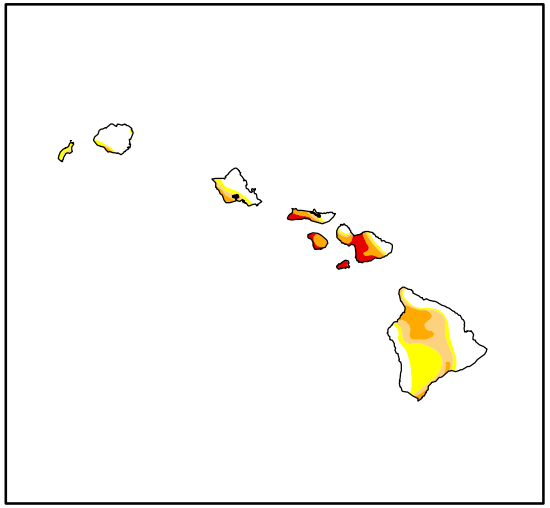

Drought Conditions (Percent Area)

	None	D0	D1	D2	D3	D4
Current	99.36	0.23	0.18	0.17	0.07	0.00
Last Week *10-05-2021*	99.36	0.23	0.19	0.15	0.07	0.00
3 Months Ago *07-13-2021*	73.70	25.69	0.50	0.10	0.01	0.00
Start of Calendar Year *12-29-2020*	91.14	8.65	0.10	0.08	0.03	0.00
Start of Water Year *09-28-2021*	99.36	0.23	0.19	0.15	0.07	0.00
One Year Ago *10-13-2020*	84.74	13.94	1.16	0.13	0.02	0.00

Note: Statistics do not include areas represented by points.

Intensity:

- None
- D0 Abnormally Dry
- D1 Moderate Drought
- D2 Severe Drought
- D3 Extreme Drought
- D4 Exceptional Drought

The Drought Monitor focuses on broad-scale conditions. Local conditions may vary. For more information on the Drought Monitor, go to https://droughtmonitor.unl.edu/About.aspx

U.S. and Puerto Rico Author:
Adam Hartman
NOAA/NWS/NCEP/CPC

Pacific Islands and Virgin Islands Author:
Denise Gutzmer
National Drought Mitigation Center

droughtmonitor.unl.edu