U.S. Drought Monitor

Pacific

November 2, 2021

(Released Thursday, Nov. 4, 2021)

Valid 8 a.m. EDT

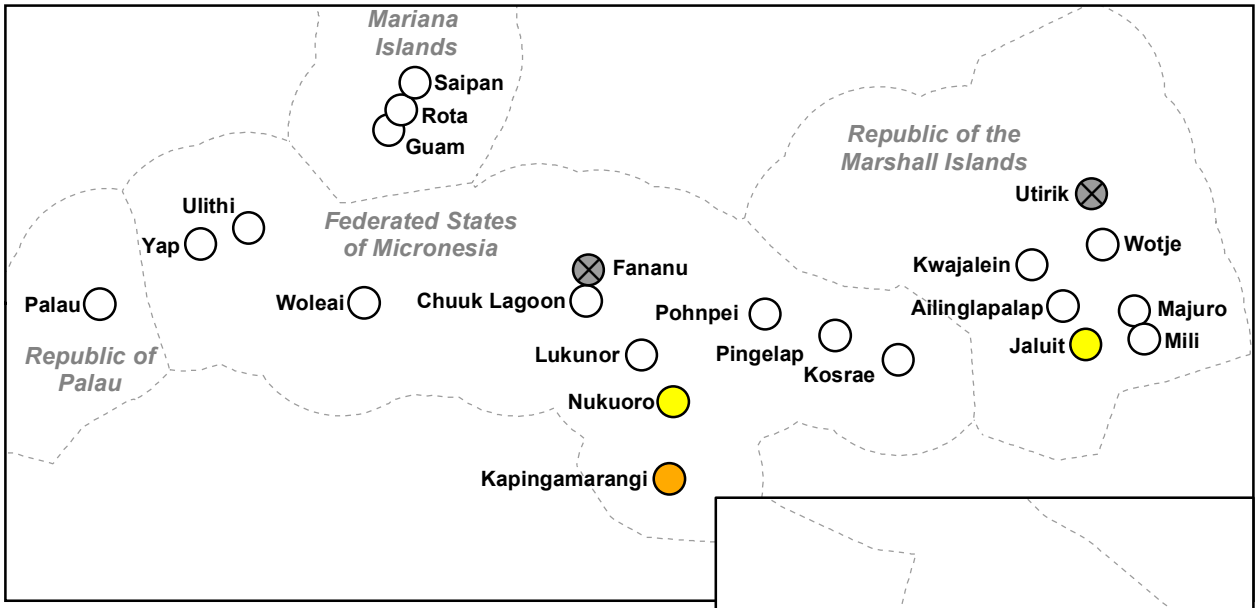

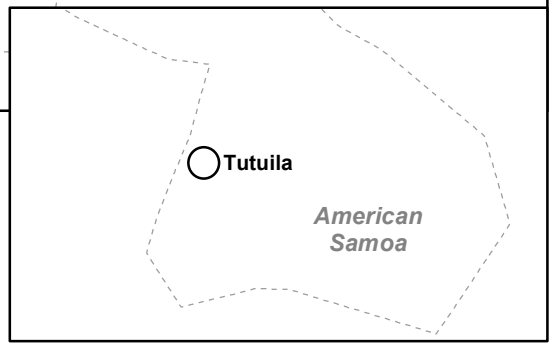

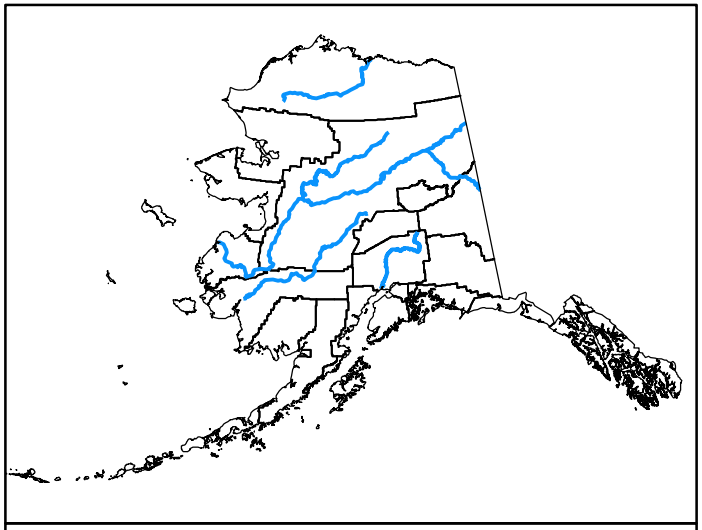



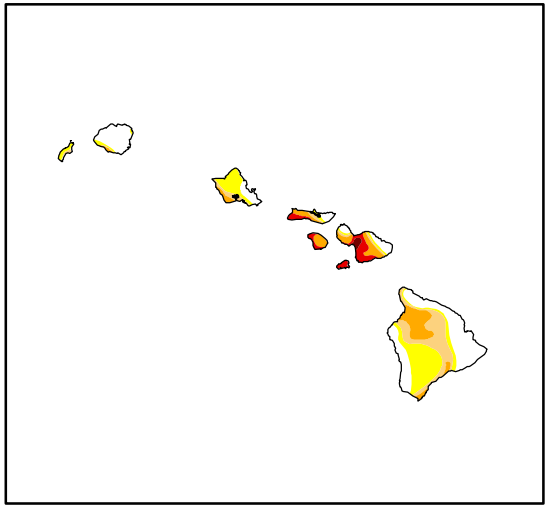

Drought Conditions (Percent Area)

	None	D0	D1	D2	D3	D4
Current	99.32	0.27	0.18	0.17	0.06	0.01
Last Week *10-26-2021*	99.36	0.23	0.18	0.17	0.07	0.00
3 Months Ago *08-03-2021*	75.93	16.14	7.70	0.20	0.02	0.00
Start of Calendar Year *12-29-2020*	91.14	8.65	0.10	0.08	0.03	0.00
Start of Water Year *09-28-2021*	99.36	0.23	0.19	0.15	0.07	0.00
One Year Ago *11-03-2020*	88.08	10.32	1.39	0.18	0.04	0.00

Note: Statistics do not include areas represented by points.

Intensity:

- None
- D0 Abnormally Dry
- D1 Moderate Drought
- D2 Severe Drought
- D3 Extreme Drought
- D4 Exceptional Drought

The Drought Monitor focuses on broad-scale conditions. Local conditions may vary. For more information on the Drought Monitor, go to https://droughtmonitor.unl.edu/About.aspx

U.S. and Puerto Rico Author:
Adam Hartman
NOAA/NWS/NCEP/CPC

Pacific Islands and Virgin Islands Author:
Adam Hartman
NOAA/NWS/NCEP/CPC

droughtmonitor.unl.edu