U.S. Drought Monitor

Pacific

December 28, 2021

(Released Thursday, Dec. 30, 2021)

Valid 7 a.m. EST

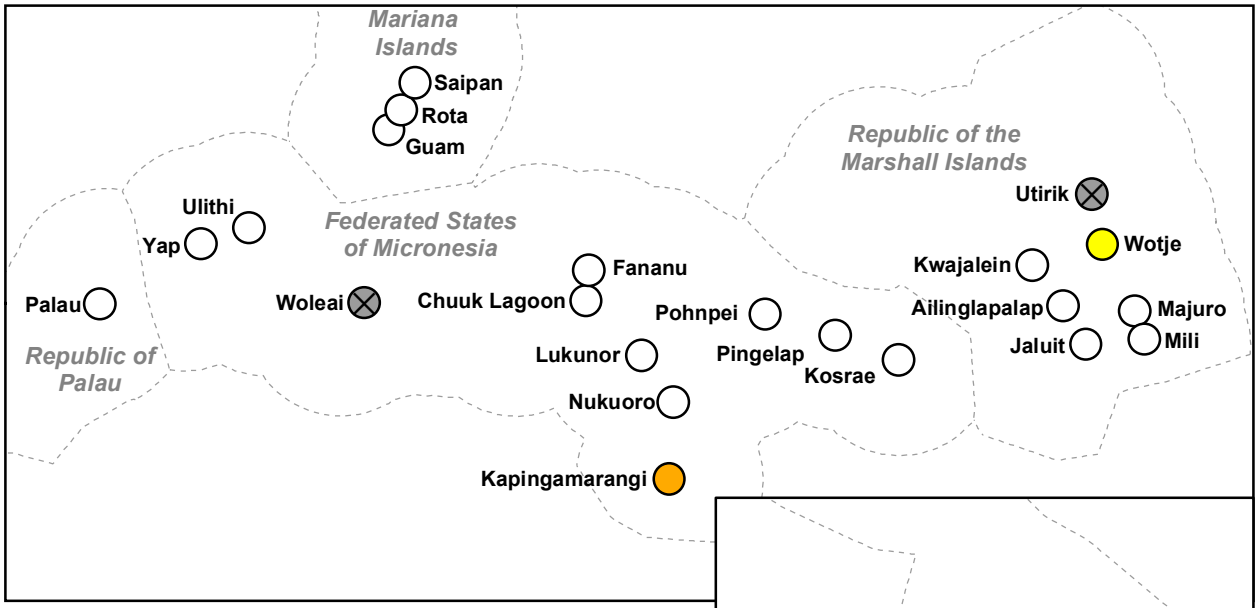

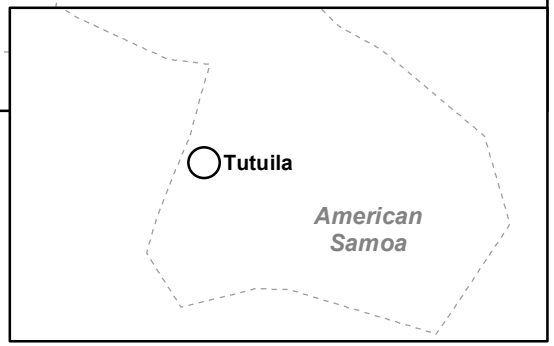

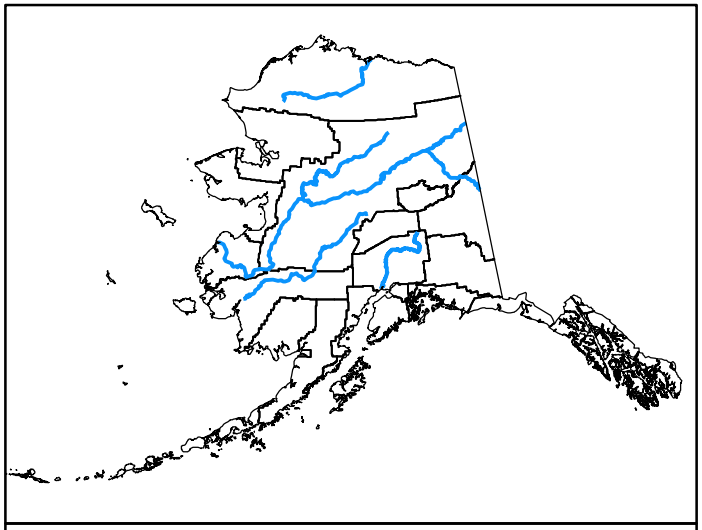



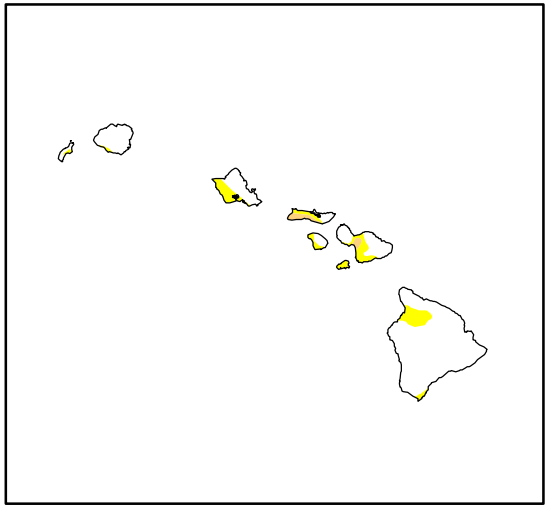

Drought Conditions (Percent Area)

	None	D0-D4	D1-D4	D2-D4	D3-D4	D4
Current	99.82	0.18	0.02	0.00	0.00	0.00
Last Week *12-21-2021*	99.66	0.34	0.18	0.02	0.00	0.00
3 Months Ago *09-28-2021*	99.36	0.64	0.41	0.22	0.07	0.00
Start of Calendar Year *12-29-2020*	91.14	8.86	0.21	0.10	0.03	0.00
Start of Water Year *09-28-2021*	99.36	0.64	0.41	0.22	0.07	0.00
One Year Ago *12-29-2020*	91.14	8.86	0.21	0.10	0.03	0.00

Note: Statistics do not include areas represented by points.

Intensity:

- None
- D0 Abnormally Dry
- D1 Moderate Drought
- D2 Severe Drought
- D3 Extreme Drought
- D4 Exceptional Drought

The Drought Monitor focuses on broad-scale conditions. Local conditions may vary. For more information on the Drought Monitor, go to https://droughtmonitor.unl.edu/About.aspx

U.S. and Puerto Rico Author:
Brad Pugh
CPC/NOAA

Pacific Islands and Virgin Islands Author:
Brad Pugh
CPC/NOAA

droughtmonitor.unl.edu