U.S. Drought Monitor

Pacific

April 26, 2022

(Released Thursday, Apr. 28, 2022)

Valid 8 a.m. EDT

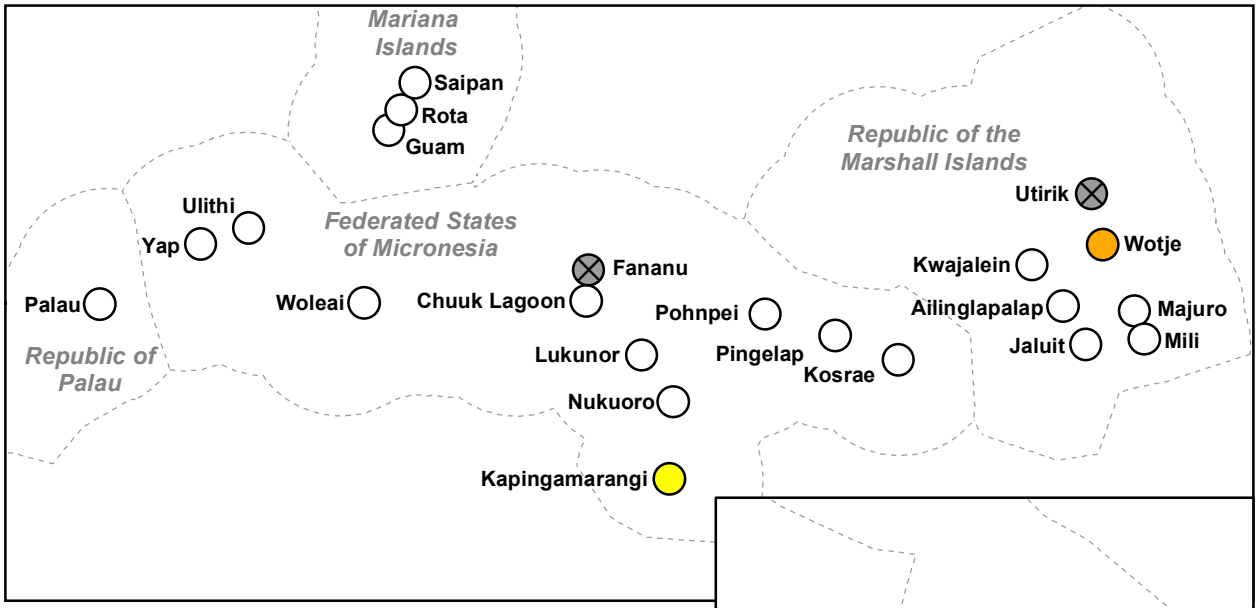

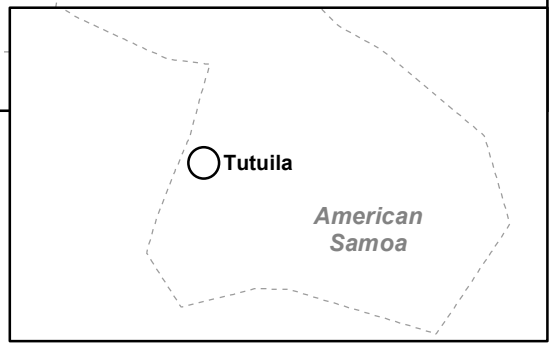

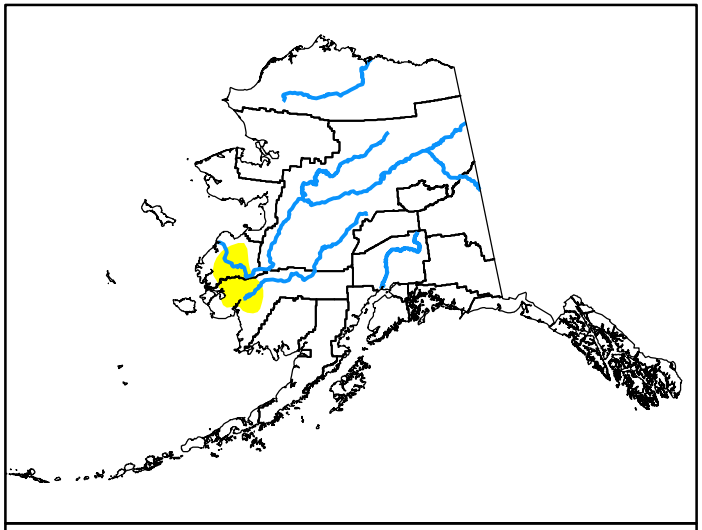

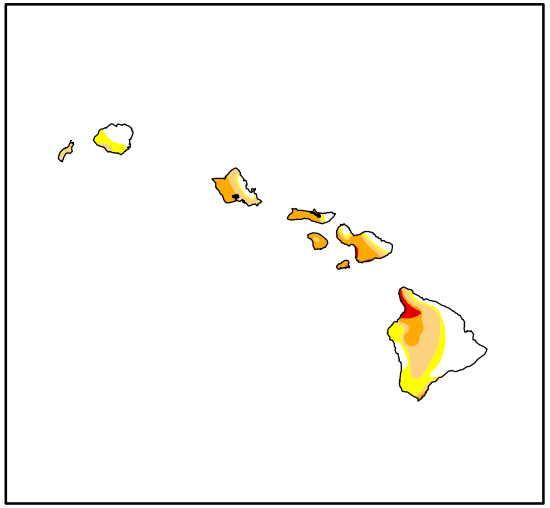

Drought Conditions (Percent Area)

	None	D0	D1	D2	D3	D4
Current	96.28	3.20	0.27	0.22	0.03	0.00
Last Week *04-19-2022*	99.24	0.24	0.27	0.22	0.03	0.00
3 Months Ago *01-25-2022*	99.13	0.87	0.00	0.00	0.00	0.00
Start of Calendar Year *01-04-2022*	99.98	0.02	0.00	0.00	0.00	0.00
Start of Water Year *09-28-2021*	99.36	0.23	0.19	0.15	0.07	0.00
One Year Ago *04-27-2021*	78.64	21.35	0.02	0.00	0.00	0.00

Note: Statistics do not include areas represented by points.

Intensity:

- None
- D0 Abnormally Dry
- D1 Moderate Drought
- D2 Severe Drought
- D3 Extreme Drought
- D4 Exceptional Drought

The Drought Monitor focuses on broad-scale conditions. Local conditions may vary. For more information on the Drought Monitor, go to https://droughtmonitor.unl.edu/About.aspx

U.S. and Puerto Rico Author:
Brad Rippey
U.S. Department of Agriculture

Pacific Islands and Virgin Islands Author:
Brad Rippey
U.S. Department of Agriculture

droughtmonitor.unl.edu