U.S. Drought Monitor

Pacific

May 24, 2022

(Released Thursday, May. 26, 2022)

Valid 8 a.m. EDT

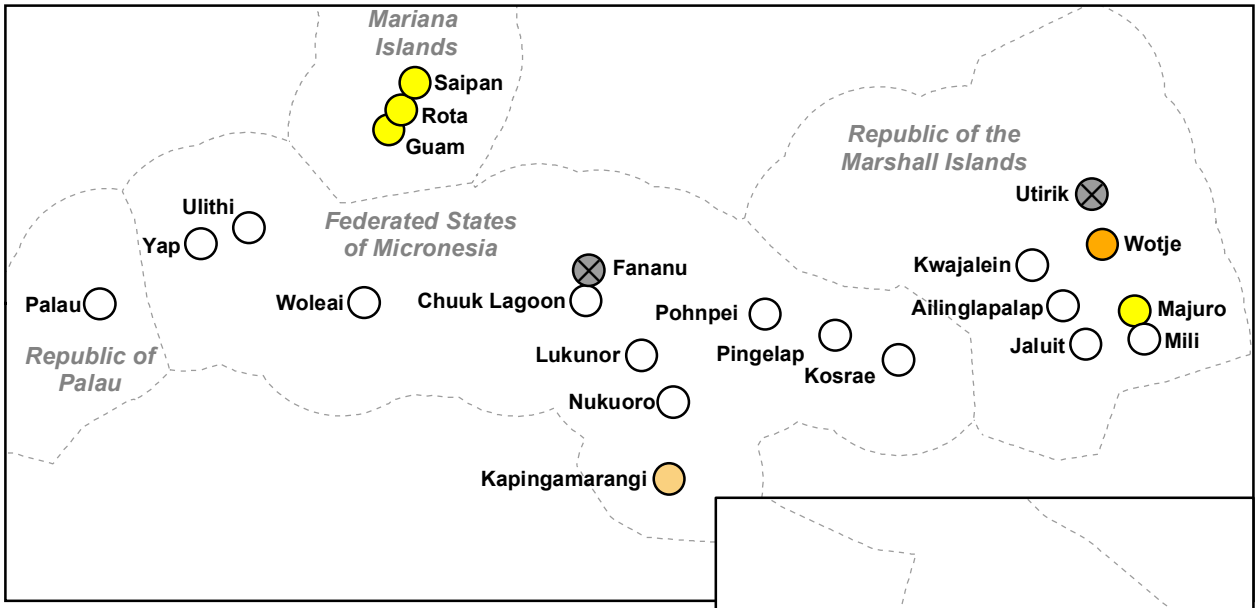

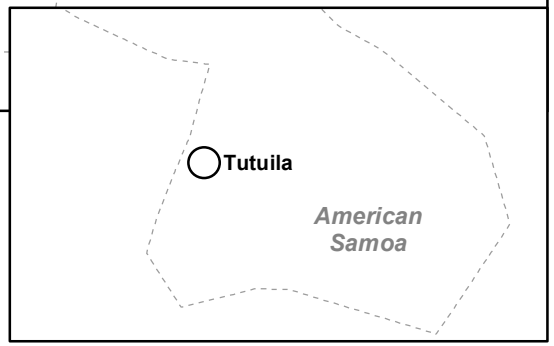

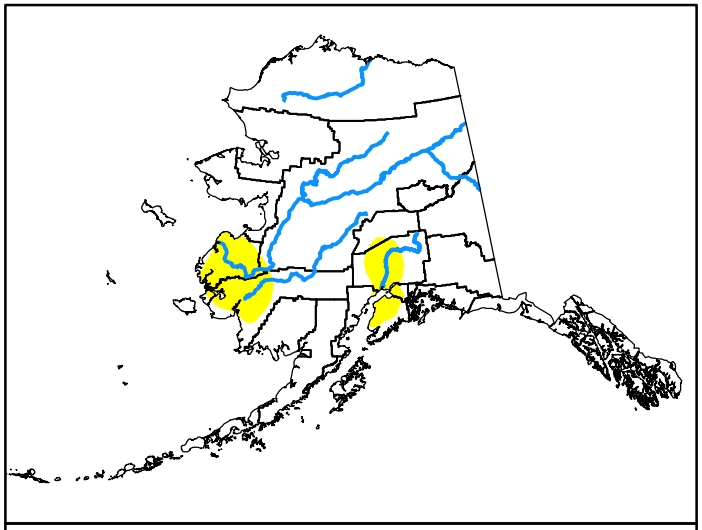



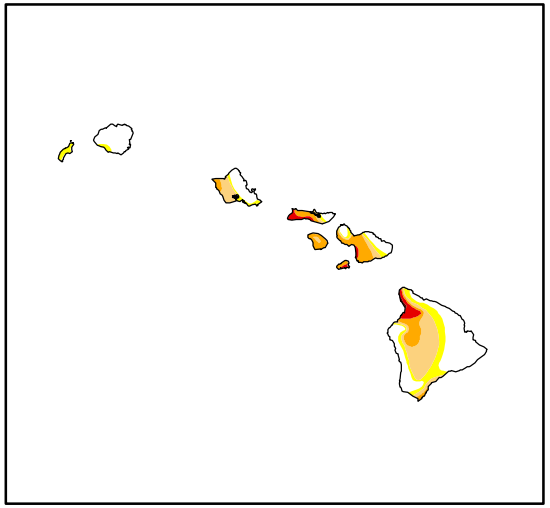

Drought Conditions (Percent Area)

	None	D0-D4	D1-D4	D2-D4	D3-D4	D4
Current	90.73	9.27	0.43	0.20	0.05	0.00
Last Week *05-17-2022*	96.34	3.66	0.46	0.23	0.06	0.00
3 Months Ago *02-22-2022*	99.09	0.91	0.85	0.02	0.00	0.00
Start of Calendar Year *01-04-2022*	99.98	0.02	0.00	0.00	0.00	0.00
Start of Water Year *09-28-2021*	99.36	0.64	0.41	0.22	0.07	0.00
One Year Ago *05-25-2021*	78.79	21.21	0.07	0.00	0.00	0.00

Note: Statistics do not include areas represented by points.

Intensity:

- None
- D0 Abnormally Dry
- D1 Moderate Drought
- D2 Severe Drought
- D3 Extreme Drought
- D4 Exceptional Drought

The Drought Monitor focuses on broad-scale conditions. Local conditions may vary. For more information on the Drought Monitor, go to https://droughtmonitor.unl.edu/About.aspx

U.S. and Puerto Rico Author:
Richard Heim
NCEI/NOAA

Pacific Islands and Virgin Islands Author:
Richard Heim
NCEI/NOAA

droughtmonitor.unl.edu