U.S. Drought Monitor

Pacific

May 31, 2022

(Released Thursday, Jun. 2, 2022)

Valid 8 a.m. EDT

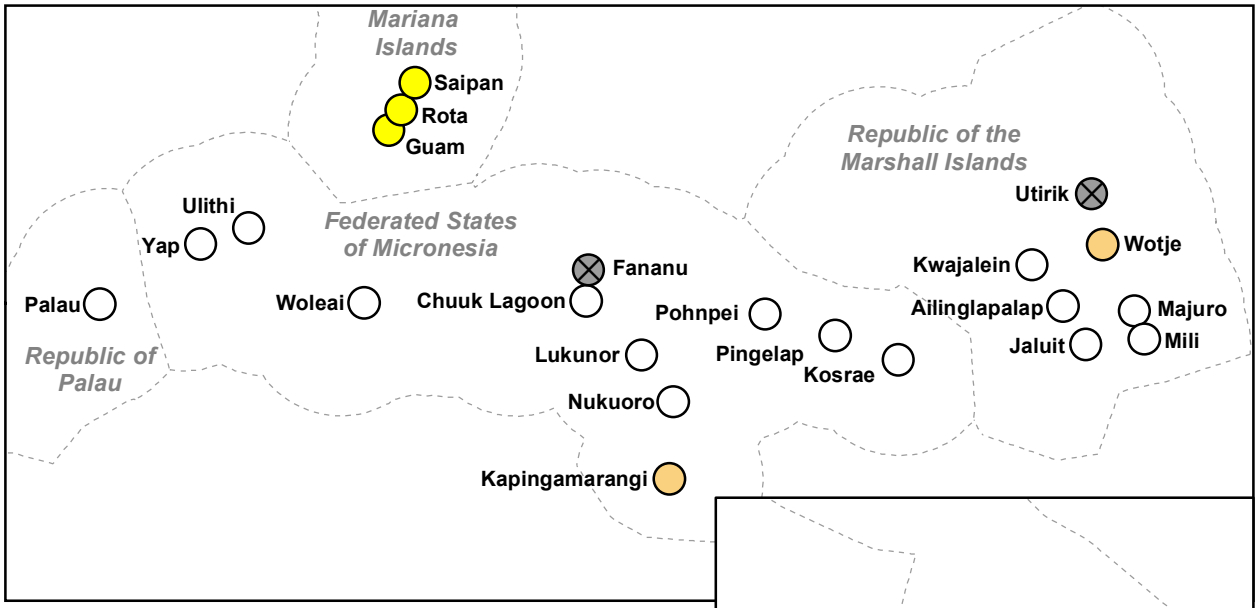

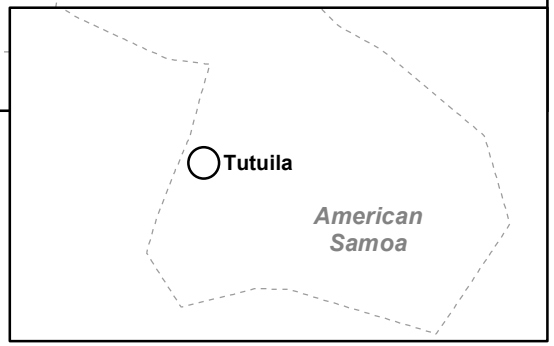

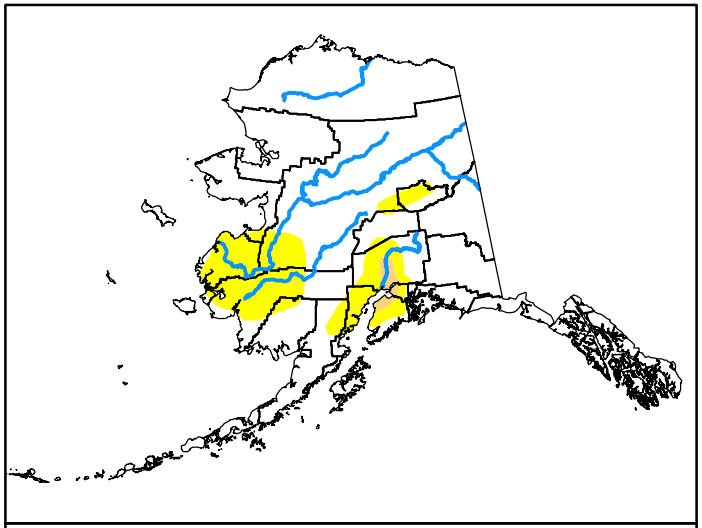



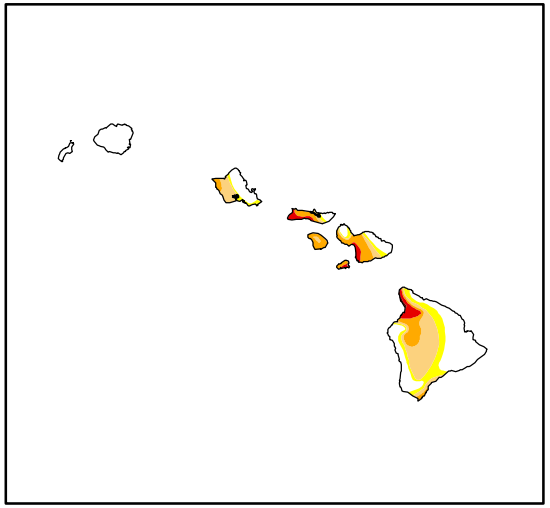

Drought Conditions (Percent Area)

	None	D0	D1	D2	D3	D4
Current	83.57	15.08	1.15	0.15	0.05	0.00
Last Week *05-24-2022*	90.73	8.83	0.23	0.16	0.04	0.00
3 Months Ago *03-01-2022*	99.09	0.06	0.82	0.03	0.00	0.00
Start of Calendar Year *01-04-2022*	99.98	0.02	0.00	0.00	0.00	0.00
Start of Water Year *09-28-2021*	99.36	0.23	0.19	0.15	0.07	0.00
One Year Ago *06-01-2021*	78.79	21.13	0.07	0.00	0.00	0.00

Note: Statistics do not include areas represented by points.

Intensity:

- None
- D0 Abnormally Dry
- D1 Moderate Drought
- D2 Severe Drought
- D3 Extreme Drought
- D4 Exceptional Drought

The Drought Monitor focuses on broad-scale conditions. Local conditions may vary. For more information on the Drought Monitor, go to https://droughtmonitor.unl.edu/About.aspx

U.S. and Puerto Rico Author:
Curtis Riganti
National Drought Mitigation Center

Pacific Islands and Virgin Islands Author:
Curtis Riganti
National Drought Mitigation Center

droughtmonitor.unl.edu